

PORT OF OSWEGO
AUTHORITY



Regular Meeting of the Board of Directors of the Port of Oswego Authority

Monday, December 16, 2024

4:30 PM Meeting

- 1. Call to Order**
- 2. Motion 12-16-2401: To approve the Minutes of the 11-18-2024 regular monthly meeting (Exhibit A).**
- 3. Administrative Operational Report: (Exhibit B)**
- 4. Administrative Financial Reports: (A) Primary and (B) Subsidiary**
Motion 12-16-2402: To accept November's Primary Financial Reports and Subsidiary Financial Reports.
 - A. Primary Financial Reports: (Exhibit C-1)**
 - Cash Position
 - Balance Sheet
 - Profit & Loss Statement
 - Marina Profit & Loss Statement
 - B. Subsidiary Financial Reports: (Exhibit C-2)**
 - Monthly Bills
 - Accounts Payable
 - Accounts Receivable
 - Grants Receivable Summary
 - Loan Summary
 - Schedule of Assets
 - Sales Report
- 5. Chairman's Report**
- 6. Committee Reports**
 - a. Executive Committee**
 - b. Audit and Finance Committee**
 - c. Governance Committee**
 - d. Planning and Development Committee**

MISSION STATEMENT

The mission of the Port of Oswego Authority is to serve as an economic catalyst in the *Central New York Development Council District Region* by providing diversified and efficient transportation services and conducting operations in a manner that promotes regional growth and development while being mindful of our responsibility to serve as a steward of the environment.

7. **Old Business**

8. **New Business**

Motion 12-16-2403: To move to executive session for discussion of transition issues.

Motion 12-16-2404: To resume the regular monthly meeting.

9. **AD HOC MOTIONS REQUIRED AS A RESULT OF MEETING BUSINESS:**

Motion 12-16-240 : To

Motion 12-16-240 : To

10. **Motion 12-16-240** : To adjourn the regular monthly meeting.

**Next Regular Monthly Board Meeting is scheduled for
Monday, January 13, 2025 @ 4:30pm**

MISSION STATEMENT

The mission of the Port of Oswego Authority is to serve as an economic catalyst in the *Central New York Development Council District Region* by providing diversified and efficient transportation services and conducting operations in a manner that promotes regional growth and development while being mindful of our responsibility to serve as a steward of the environment.

Exhibit A

PORT OF OSWEGO AUTHORITY
Regular Monthly Meeting
Monday, November 18, 2024

CALL TO ORDER: Mr. Enwright called the meeting to order at approximately 4:30 PM.

PRESENT: Francis Enwright - Chairperson, Constance Cosemento - Vice Chairperson, Stan Delia, Dr. John Kares Smith, Kathleen Macey, and William Scriber.

ALSO PRESENT: Pat McMahon - Supervisor of Development & Maintenance, Kim Natoli - Port Employee, Debbie Godden - Accounting Manager, and Tom Schneider - Port Board Consultant.

ABSENT: Diane Zeller.

EXECUTIVE SESSION (Ad Hoc Motion)

Motion 11-18-2403:

A motion was made by Mrs. Cosemento to enter into Executive Session to discuss several contracts at 4:31 PM. Motion was seconded by Dr. Kares Smith. Motion passed. 5-Aye, 0-Nay.

Motion 11-18-2404:

A motion was made by Mrs. Cosemento to resume the regular monthly meeting at 5:59 PM. Motion was seconded by Dr. Kares Smith. Motion passed. 5-Aye, 0-Nay.

APPROVAL OF MINUTES

Motion 11-18-2401:

A motion was made by Ms. Macey to approve the minutes of the September 18, 2024 regular monthly meeting at 6:02 PM. Motion was seconded by Dr. Kares Smith. Motion passed. 5-Aye, 0-Nay.

ADMINISTRATIVE OPERATIONAL REPORT

Mr. Scriber, Executive Director, presented the Administrative Operational Report to the Board and addressed any questions or comments at 6:03 PM.

Report Topics:

Monthly operations update – September and October 2024

Update on projects:

- Monthly Report – included.
- Large uptick in metric tonnage, in ships, which is positive, and approaching the budget; 3 ships, possibly a 4th vessel, are scheduled to arrive at the Port before the end of December.
- US Senator Schumer – meeting with representatives on the Port Infrastructure Development Program (PIDP) grant, which the Port was awarded \$11.5 million.
- Novelis – representatives came to the Port in October for a tour; viewed aluminum and the process the Port has for operations (these representatives are different from corporate, and from different divisions within Novelis).

- Micron Steering Committee Meeting – attended 11/04/2024 meeting, it is going forward, it is positive. Currently progressing through the environmentalals, such as the Environmental Protection Agency (EPA) and the National Environmental Policy Act (NEPA); they already progressed through the State Environmental Quality Review Act (SEQR).
- Rail Scale – the 2nd scale that is used for trucks and/or rail; the scale had an issue with components (8 “pucks”) that read the weight of the scale are old and defective and cannot be replaced. They must be completely redone. Mr. Patrick McMahon has been in contact with the scale company. C&S Engineers evaluated the pit structure to see if the scale could be re-equipped. Pucks, installation, wire connections, and a new monitor have been ordered/purchased.
- The DeLong Co., Inc. – DeLong hosted an open house for several area farmers, with a tour of the Port on September 26, 2024. Mr. Scriber acknowledged the efforts of Longshoreman Mr. Dan Hibbert in grain operations at the Port. Mr. Scriber also mentioned SUNY Oswego interns in the Probe Lab at the Port, and their efficiency at turning over the grain trucks quickly.
- Foreign Trade Zone (FTZ) – collaborated conference will take place on Wednesday, November 20, 2024, in conjunction with Operation Oswego County, Onondaga County Economic Development, SUNY Oswego, local economic development and the Port, about the advantages of selling an FTZ. Tariffs are being discussed in government.
- New Loader Bids – machine has been received; reduced monthly payments.
- Army Corp. of Engineers – at the Port last month. Lt. Commander gave a presentation, which they do every year. The Army Corp. of Engineers will put out a break wall project for the east wall in December; unknown start date.
- BreakBulk America 2024 – Mr. Tom Schneider detailed his experience at both the BreakBulk Americas (October 15th-17th) in Houston, Texas and Highway H₂O in Toronto, Canada (November 12th-14th) conferences that were attended.
- US DOT – exit interview.
- Rail – transloading rail, possible start in January.
- Property Sale – US Border Patrol building; closing date of possible end of January, start of February.
- Fitzgibbons Property – severe drainage issues on the property due to aging infrastructure. Mr. Patrick McMahon explained that City of Oswego and Fort Ontario officials assisted the Port in locating underlying drainage pipes at the property (which entailed viewing blueprints from 1926). There is a storm drain that runs from the city through the Fitzgibbons property, to the lake, with an overflow if there is large quantities of water. Pipes caved in on the property; it took two weeks of exploratory excavation of the property to discover the pipes affected, and that they had collapsed. New piping was installed, and it is draining properly at this point.

ADMINISTRATIVE FINANCIAL REPORTS

Motion 11-18-2402: A motion was made by Ms. Macey to accept September and October's financial reports as presented at 6:28 PM. Motion seconded by Dr. Kares Smith. Motion passed. 5-Aye, 0-Nay.

Primary Financial Reports

- Cash Position
- Balance Sheet
- Profit & Loss Statement
- Marina Profit & Loss Statement

Subsidiary Financial Reports

- Monthly Bills
- Accounts Payable
- Accounts Receivable
- Grants Receivable Summary
- Loan Summary
- Schedule of Assets
- Sales Report

Mr. Delia explained that despite this being a slow time of year, the financials are maintaining. There is a lot of activity occurring, the Port is profitable, however it is still coinciding with its mission statement to assist economic activity throughout Oswego County and in Central New York.

Chairman's Report: No report per Mr. Enwright.

COMMITTEE REPORTS:

Executive Committee: No report per Mrs. Cosemento.

Audit and Finance Committee: No report per Mr. Delia.

Governance Committee: No report per Dr. Kares Smith.

Planning and Development Committee: No report per Ms. Macey.

OLD BUSINESS

None.

NEW BUSINESS:

Supplemental Fee for Engineering and Construction Administration Services for the Port of Oswego Authority 03RED02 - Goble Marina. This explains the increase for the Goble Marina contract with C&S Engineers due to several changes and additional time and efforts in completion of the project in letter dated November 5, 2024 from Mr. Carl Rode (Exhibit D).

Mr. Scriber explained that the Port originally accepted and contracted with C&S Engineers for a set amount on the Goble Dry Dock project. There were other engineering fees that are due. Mr. Scriber wanted the Board to be aware of the additional, minor amount to be paid out due to these change orders.

ACTION AS THE RESULT OF EXECUTIVE SESSION

Motion 11-18-2405: A motion was made by Ms. Macey to allow the Port of Oswego Authority Board Chairperson and/or the Board Vice-Chairperson and/or the Audit & Finance Committee Chairperson, with at least two of the three officers reviewing/approving, to approve the hours for the Port's Board Advisor, Mr. Tom Schneider. Dr. Kares Smith seconded the motion at 6:32 PM. Motion passed. 5-Aye, 0-Nay.

ADJOURNMENT

Motion 11-18-2406: A motion was made by Dr. Kares Smith to adjourn the regular monthly meeting at 6:34 PM. Motion seconded by Mr. Delia. Motion passed. 5-Aye, 0-Nay.

Kathleen Macey, Secretary/Treasurer

Exhibit B



Administrative and Operations Report

December 2024

William W. Scriber, Executive Director

- Monthly (November 2024) operations update – **see attached**
- Evans Spirit in Port on December 12th
- Rail Scale – pit, update on progress
- The DeLong Co., Inc. – rail cars going out
- Foreign Trade Zone – Conference at SUNY Oswego on Wednesday, November 20th
- Logistec Meeting in Montreal – Friday, December 6th / Grunt Club dinner

TO: BOARD OF DIRECTORS
 FROM: George Lloyd
 SUBJECT: November 2024
 Activity Report

Totals						
	# In	# Out	Total # In/Out	MT In	MT Out	Total MT In/Out
Trucks	93	214	307	2360.184	6601.850	8962.034
Railcars	19	0	19	1783.296	0.000	1783.296
Vessels	2	0	2	5237.836	0.000	5237.836
Grand Totals	114	214	328	9381.316	6601.850	15983.166

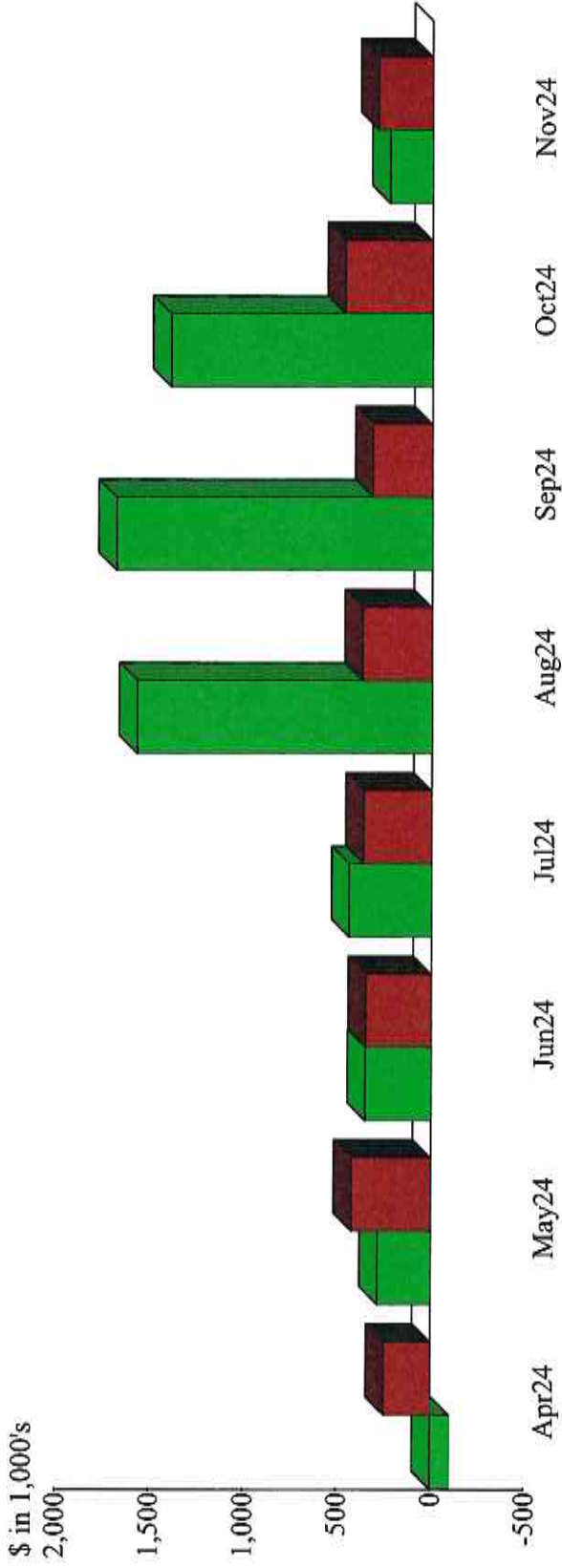
	Company	ST	MT	In/Out	Mode	#
Potash	Nutrien Ag Solutions	0.00	0.000	Inbound	Vessel	0
	Nutrien Ag Solutions	0.00	0.000	Inbound	Railcar	0
	Nutrien Ag Solutions	614.83	557.764	Outbound	Trucks	18
Delong Grain	Soybeans	2601.66	2360.184	Inbound	Trucks	93
	Soybeans	0.00	0.000	Inbound	Railcar	0
	Soybeans	0.00	0.000	Outbound	Trucks	0
	Soybeans	0.00	0.000	Outbound	Railcar	0
	Soybeans	0.00	0.000	Outbound	Vessel	0
	Corn	0.00	0.000	Inbound	Trucks	0
	Corn	0.00	0.000	Inbound	Railcar	0
	Corn	0.00	0.000	Outbound	Trucks	0
	Corn	0.00	0.000	Outbound	Railcar	0
Aluminum	Marubeni	2467.64	2238.629	Inbound	Vessel	2
	Marubeni	0.00	0.000	Inbound	Railcar	0
	Marubeni	2424.25	2199.241	Outbound	Trucks	69
	ARG	1102.11	999.829	Inbound	Vessel	1
	ARG	0.00	0.000	Inbound	Trucks	0
	ARG	0.00	0.000	Inbound	Railcar	0
	ARG	0.00	0.000	Outbound	Trucks	0
	Glencore	0.00	0.000	Inbound	Vessel	0
	Glencore	2032.47	1843.824	Outbound	Trucks	65
	Glencore	0.00	0.000	Inbound	Railcar	0
	Glencore	0.00	0.000	Inbound	Trucks	0
	Goldman	0.00	0.000	Inbound	Vessel	0
	Goldman	0.00	0.000	Inbound	Railcar	0
	Goldman	0.00	0.000	Inbound	Trucks	0
	Goldman	0.00	0.000	Outbound	Trucks	0
	Goldman	0.00	0.000	Outbound	Railcar	0
	Gunvor	0.00	0.000	Inbound	Vessel	0
	Gunvor	34.58	31.370	Outbound	Trucks	1
	Gunvor	0.00	0.000	Outbound	Railcar	0
	Gunvor	1965.75	1783.296	Inbound	Railcar	19
Gunvor	0.00	0.000	Inbound	Trucks	0	
IXM	0.00	0.000	Inbound	Vessel	0	
IXM	0.00	0.000	Inbound	Trucks	0	
IXM	0.00	0.000	Inbound	Railcar	0	

	IXM	0.00	0.000	Outbound	Trucks	0
	Mitsubishi	2171.17	1969.651	Outbound	Trucks	61
	Mitsubishi	0.00	0.000	Inbound	Trucks	0
	Mitsubishi	2203.91	1999.378	Inbound	Vessel	1
	Mitsubishi	0.00	0.000	Inbound	Railcar	0
	Hartree	0.00	0.000	Inbound	Vessel	0
	Hartree	0.00	0.000	Inbound	Trucks	0
	Hartree	0.00	0.000	Outbound	Trucks	0
	Hartree	0.00	0.000	Outbound	Railcar	0
	Hartree	0.00	0.000	Inbound	Railcar	0
	Alcoa	0.00	0.000	Inbound	Vessel	0
	Novelis Ingots	0.00	0.000	Inbound	Vessel	0
	Novelis Ingots	0.00	0.000	Outbound	Trucks	0
	Novelis Ingots	0.00	0.000	Inbound	Trucks	0
	Novelis Ingots	0.00	0.000	Inbound	Railcar	0
	Novelis Ingots	0.00	0.000	Outbound	Railcar	0
	Novelis Transfer Loads	0.00	0.000	Outbound	Trucks	0
Dean Marine Rock/Stone	Rock/Stone	0.00	0.000	Inbound	Railcar	0

Exhibit C-1

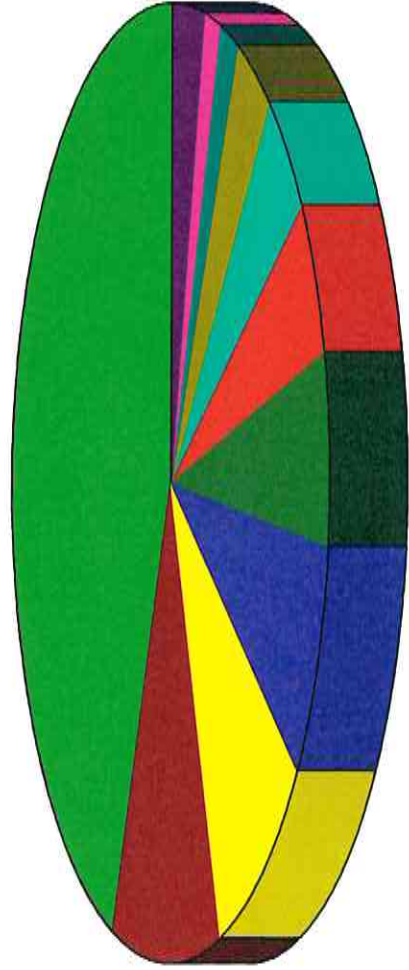
Income and Expense by Month
April through November 2024

Income
Expense



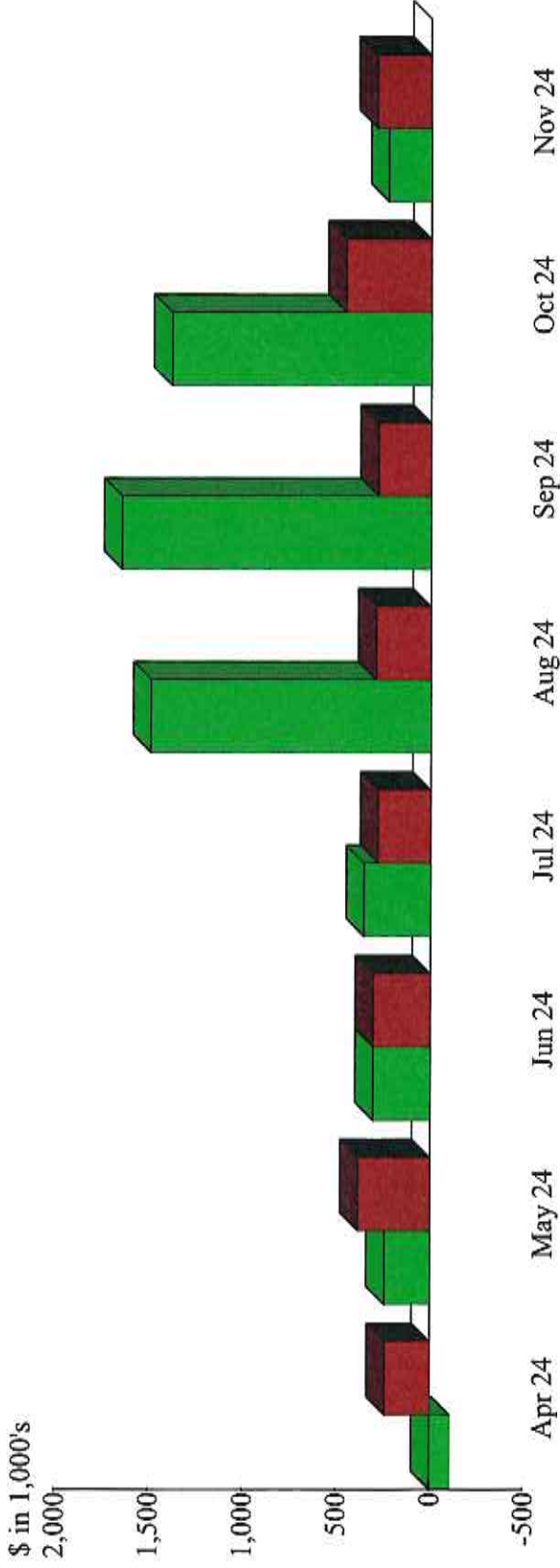
Income Summary
April through November 2024

9000017 · FEMA DR 4348	44.38%
4800000 · Marina Income	10.99
4400000 · Rental	9.67
4600000 · Stevedoring	8.23
9000001 · Grant - Agricultural Center	6.60
4300000 · Loading and Unloading	5.45
4000000 · Storage	4.82
4500000 · Misc Income	3.80
4200000 · Wharfage	2.02
9001400 · REDI - Goble Marina	1.65
Other	2.38
Total	\$5,836,193.19



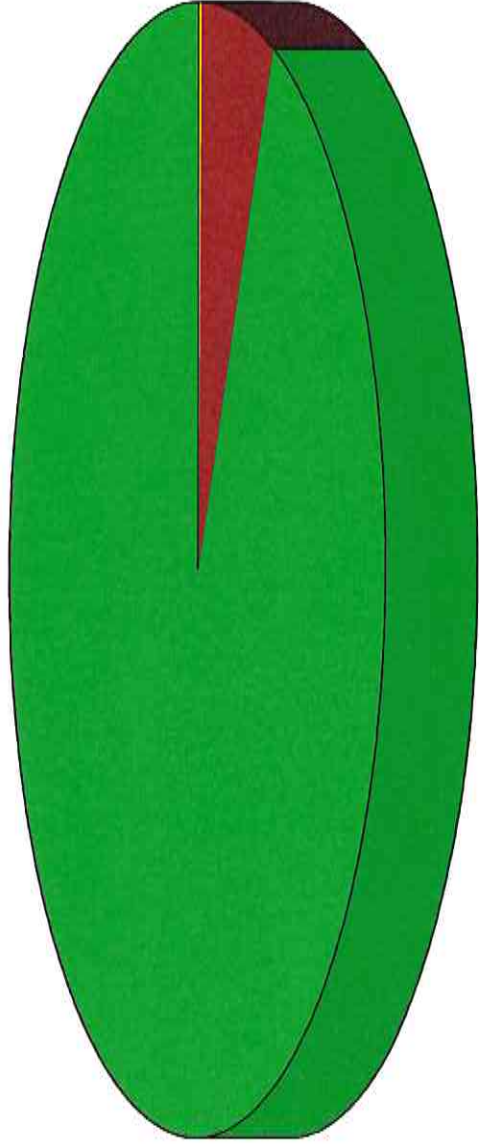
By Account

Income and Expense by Month
April through November 2024



Income Summary
April through November 2024

Port	93.59%
Marina	6.34
RV Park	0.06
Total	\$5,545,750.59



By Class

Port of Oswego Authority
Cash Position
 As of November 30, 2024

	<u>Beginning Balance</u>	<u>Debit</u>	<u>Credit</u>	<u>Net Change</u>	<u>Ending Balance</u>
1000600 · Imprest Fund - Key Bank					
Total 1000600 · Imprest Fund - Key Bank	57,837.63	1,187,419.06	1,059,424.57	127,994.49	185,832.12
1000700 · Health Fund - Key Bank					
Total 1000700 · Health Fund - Key Bank	2,150.10	5,000.00	6,049.95	-1,049.95	1,100.15
1001000 · Comptroller Fund - Key Bank					
Total 1001000 · Comptroller Fund - Key Bank	12,162.41	807,693.32	796,458.46	11,234.86	23,397.27
1001001 · Gen. State Checking - Key Bank					
Total 1001001 · Gen. State Checking - Key Bank	417,480.41	797,843.42	1,187,419.06	-389,575.64	27,904.77
1001500 · Key Money Market					
Total 1001500 · Key Money Market	30,928.60	18.10	0.00	18.10	30,946.70
TOTAL	<u>520,559.15</u>	<u>2,797,973.90</u>	<u>3,049,352.04</u>	<u>-251,378.14</u>	<u>269,181.01</u>

Port of Oswego Authority
Balance Sheet
As of November 30, 2024

	Nov 30, 24	Nov 30, 23	\$ Change
ASSETS			
Current Assets			
Checking/Savings			
1000100 · Petty Cash	100.98	123.10	-22.12
1000300 · Oswego Marina - Register fund	600.00	600.00	0.00
1000600 · Imprest Fund - Key Bank	185,832.12	161,440.27	24,391.85
1000700 · Health Fund - Key Bank	1,100.15	2,145.32	-1,045.17
1001000 · Comptroller Fund - Key Bank	23,397.27	9,014.50	14,382.77
1001001 · Gen. State Checking - Key Bank	27,904.77	975,449.97	-947,545.20
1001500 · Key Money Market	30,946.70	200,745.44	-169,798.74
1003200 · CD - Wtrline Maint Fund	10,536.96	10,000.00	536.96
1003300 · CD - Bldg Rehab Fund	101,000.51	89,204.54	11,795.97
Total Checking/Savings	381,419.46	1,448,723.14	-1,067,303.68
Accounts Receivable			
1100000 · Accounts Receivable	185,521.43	490,587.74	-305,066.31
Total Accounts Receivable	185,521.43	490,587.74	-305,066.31
Other Current Assets			
1100103 · Accounts Receivable Other	995.04	995.04	0.00
1100104 · Short term Lease Receivable	366,346.46	146,278.17	220,068.29
1201000 · Prepaid Insurance	71,961.67	132,783.23	-60,821.56
1202000 · Prepaid expense	193.05	193.05	0.00
1210000 · Inventory Asset	13,733.65	16,763.12	-3,029.47
1300000 · Grant Receivable	2,540,954.34	2,729.07	2,538,225.27
1400000 · Cont. Stab. Prog. Reserve	19,003.00	0.00	19,003.00
1499000 · Undeposited Funds	1,337.27	35.00	1,302.27
Total Other Current Assets	3,014,524.48	299,776.68	2,714,747.80
Total Current Assets	3,581,465.37	2,239,087.56	1,342,377.81
Fixed Assets			
1502000 · Land & Land Impr-Capital Assets	14,074,827.75	14,074,827.75	0.00
1502050 · Land & Land Impr-Held for Lease	1,720,082.91	1,537,131.13	182,951.78
1502100 · Alcan Water Line	1.00	1.00	0.00
1502300 · Bldgs & Improvem-Capital Assets	8,515,160.43	8,519,141.43	-3,981.00
1502350 · Bldgs & Improvem-Held for Lease	4,060,508.32	4,043,402.88	17,105.44
1502400 · Office Equipment & Furniture	489,831.94	473,841.90	15,990.04
1502500 · Operating Equipment	3,526,931.91	3,673,564.57	-146,632.66
1502501 · Equipment - Marina	316,721.60	305,221.60	11,500.00
1502550 · Lease Assets	650,694.19	434,701.63	215,992.56
1502555 · Accumulated Amortization	-112,813.44	-91,223.16	-21,590.28
1502600 · Computer Software	32,872.24	32,872.24	0.00
1502800 · Acc Dep-Bldg & Impr-Cap Assets	-6,906,904.54	-6,722,169.54	-184,735.00
1502850 · Acc Dep Bldg & Impr-Held for Le	-2,445,921.00	-2,331,837.00	-114,084.00
1502900 · Acc Dep - Operating Equip	-2,451,505.33	-2,554,080.33	102,575.00
1502905 · Acc Dep - Marina equipment	-238,569.00	-239,567.00	998.00
1503000 · Acc Dep - Office Equipment	-468,900.46	-462,481.46	-6,419.00
1503100 · Acc Dep-Land & Impr-Cap Assets	-8,623,469.11	-8,048,916.11	-574,553.00
1503101 · Acc Dep - Computer Software	-32,872.00	-32,872.00	0.00

Port of Oswego Authority
Balance Sheet
As of November 30, 2024

	Nov 30, 24	Nov 30, 23	\$ Change
1503150 · Acc Dep Land & Impr-Held for Le	-166,594.00	-96,532.00	-70,062.00
1503200 · Acc Dep - Lease Asset	-158,555.00	-158,555.00	0.00
1503600 · Equipment - New or Replacement	5,873.58	59,757.49	-53,883.91
1504000 · Cap Imp-Osw.Marina bldg update	13,096.72	0.00	13,096.72
1504200 · Cap Imp - Warehouse roof	38,790.00	0.00	38,790.00
1504900 · Cap Imp - Gas Dock improvements	0.00	1,031.76	-1,031.76
1505600 · Cap Imp - Agricultural Center	14,978,466.74	14,585,990.64	392,476.10
1505700 · Cap Imp - Marina Pumpout System	11,066.79	7,500.00	3,566.79
1505800 · Cap Imp - Ralcar conveyor	0.00	11,546.14	-11,546.14
1505900 · Cap Imp - '23 PFRAP Pin 3935.88	104,267.28	0.00	104,267.28
1506000 · Cap Imp - Marina sewer imprvmt	7,840.00	0.00	7,840.00
1506400 · Cap Imp - Warehouse doors	0.00	17,105.44	-17,105.44
1506401 · Cap Imp - Elect. Ralcar Mover	4,968.00	0.00	4,968.00
1506600 · Cap Imp - RV Park	0.00	123,858.04	-123,858.04
1507300 · Cap Imp - Scales	44,198.00	93,603.23	-49,405.23
1507400 · Cap Imp-Marina elect. upgrade	0.00	20,691.02	-20,691.02
1507500 · Cap Imp-Marina Holst Dock rehab	47,452.88	0.00	47,452.88
1507800 · Cap Imp - FEMA-West 2017	3,523,889.39	384,444.69	3,139,444.70
1507802 · Cap Imp - FEMA-East 2017	1,689,658.29	1,688,536.56	1,121.73
1508600 · Cap Imp-REDI 19515-Goble Marina	2,085,667.04	1,406,150.15	679,516.89
Total Fixed Assets	34,336,763.12	30,756,687.69	3,580,075.43
Other Assets			
1100105 · Long Term Lease Receivable	1,071,275.48	1,000,202.19	71,073.29
1100106 · Interest Receivable	3,122.32	2,283.36	838.96
1800000 · Pension - Deferred Outflow	416,815.00	-190,195.00	607,010.00
1800001 · Deferred Outflow - OPEB	251,739.00	385,391.00	-133,652.00
Total Other Assets	1,742,951.80	1,197,681.55	545,270.25
TOTAL ASSETS	39,661,180.29	34,193,456.80	5,467,723.49
LIABILITIES & EQUITY			
Liabilities			
Current Liabilities			
Accounts Payable			
2000100 · Accounts Payable	1,132,242.90	127,504.68	1,004,738.22
Total Accounts Payable	1,132,242.90	127,504.68	1,004,738.22
Credit Cards			
2000101 · Key Bank - Bill Mastercard	1,432.24	1,835.92	-403.68
2000103 · Lowe's credit card	191.64	123.44	68.20
2000104 · Tractor Supply credit card	109.99	0.00	109.99
Total Credit Cards	1,733.87	1,959.36	-225.49
Other Current Liabilities			
2000200 · Retainage Payable	141,847.96	43,079.49	98,768.47
2000300 · Accounts Payable Other	46,497.55	754.96	45,742.59
2000610 · Deposits received	25,000.00	20,000.00	5,000.00
2000700 · Refund payable	181,658.15	0.00	181,658.15
2001000 · Accrued Salaries	37,372.40	37,502.49	-130.09
2001200 · Accrued Compensation	74,102.28	58,468.03	15,634.25

Port of Oswego Authority
Balance Sheet
As of November 30, 2024

	<u>Nov 30, 24</u>	<u>Nov 30, 23</u>	<u>\$ Change</u>
2001600 · Accrued NYS Retirement Withheld	1,202.74	1,530.81	-328.07
2001700 · NYS Retirement Loan Withheld	964.00	1,215.00	-251.00
2001800 · NYS Retirement Arrears Withheld	488.88	0.00	488.88
2002000 · Medical FSA Withheld	0.00	117.43	-117.43
2002400 · Support Collection Withheld	0.00	283.66	-283.66
2002700 · Accrued NYS PFL withheld	2,476.78	2,266.11	210.67
2003000 · #1570A Pension Fund	66,827.25	48,718.31	18,108.94
2003100 · 1570 1% Checkoff Withheld	952.60	692.47	260.13
2003200 · 1570 1/10% Checkoff Withheld	95.16	69.25	25.91
2003300 · 1570A 9/10% Checkoff Withheld	857.31	623.26	234.05
2003401 · 1570A Local Dues Withheld	1,596.14	1,233.39	362.75
2003600 · CSEA dues Withheld	299.75	262.86	36.89
2003800 · Deferred Comp Liability	678.71	561.51	117.20
2004500 · Accrued Mass Mutual withheld	-184.26	-167.75	-16.51
2005600 · Payments on Insurance Claims	961.95	961.95	0.00
2005700 · Short Term Lease Liability	170,081.49	100,201.66	69,879.83
2550000 · Sales Tax Payable	-6,337.67	-1,452.32	-4,885.35
Total Other Current Liabilities	<u>747,439.17</u>	<u>316,922.57</u>	<u>430,516.60</u>
Total Current Liabilities	1,881,415.94	446,386.61	1,435,029.33
Long Term Liabilities			
2500400 · NYS Retirement Employer Contri	0.00	10,289.00	-10,289.00
2500500 · Advances from NYS	3,405,925.71	3,455,925.71	-50,000.00
2500600 · Vehicle Note Payable	40,337.07	47,257.42	-6,920.35
2500801 · Line of Credit 0169-Pathfinder	86,205.01	0.00	86,205.01
2501400 · OPEB liability	1,655,480.00	1,559,497.00	95,983.00
2501700 · LOC 1753 Pathfinder-Goble/FEMA	780,000.00	0.00	780,000.00
2502200 · Note Payable-SANY Forklift-LEAF	381,284.15	448,003.14	-66,718.99
2502300 · Note Payable-SANY Wheel Loader	216,593.08	0.00	216,593.08
2503500 · Long Term Lease Liability	216,414.16	88,275.31	128,138.85
2600000 · Net Pension Liability - ERS	491,403.00	-187,532.00	678,935.00
2800001 · Deferred Inflow - OPEB	878,276.00	1,084,415.00	-206,139.00
2800002 · Deferred Inflow - Lessor	1,358,488.01	1,100,486.92	258,001.09
Total Long Term Liabilities	<u>9,510,406.19</u>	<u>7,606,617.50</u>	<u>1,903,788.69</u>
Total Liabilities	11,391,822.13	8,053,004.11	3,338,818.02
Equity			
3000500 · Contributed Capital	144,946.00	144,946.00	0.00
3001000 · Contributed Capital - Federal	45,777.00	45,777.00	0.00
3001500 · Grant from NYS	2,253,367.90	2,253,367.90	0.00
3001600 · Grant MultiCodul Capital Proj	2,073,783.33	2,073,783.33	0.00
3001700 · Grant-MultiModal	370,000.00	370,000.00	0.00
3001800 · Grant Energy Savings	60,000.00	60,000.00	0.00
3005000 · Retained Earnings	20,302,491.02	19,678,911.68	623,579.34
Net Income	3,018,992.91	1,513,666.78	1,505,326.13
Total Equity	<u>28,269,358.16</u>	<u>26,140,452.69</u>	<u>2,128,905.47</u>
TOTAL LIABILITIES & EQUITY	<u><u>39,661,180.29</u></u>	<u><u>34,193,456.80</u></u>	<u><u>5,467,723.49</u></u>

Port of Oswego Authority
Profit & Loss Statement
November 2024

	Period to Date			Year to Date			% Variance from Budget
	Actual	Prior	Budget	Actual	Prior	Budget	
Ordinary Income/Expense							
Income							
4000000 - Storage	41,325.99	37,147.93	32,791.67	281,097.52	166,394.49	262,333.32	18,764.20
4100000 - Dockage	5,971.89	11,947.78	11,111.11	51,244.94	79,230.16	88,888.89	-37,643.95
4200000 - Wharfage	15,437.13	40,316.51	25,555.56	118,126.20	173,985.95	204,444.46	-86,318.26
4300000 - Loading and Unloading	39,802.34	52,438.96	51,708.33	318,099.89	335,413.52	413,666.68	-95,566.79
4400000 - Rental	32,643.41	82,052.37	58,688.80	564,512.28	441,619.30	469,510.40	95,001.88
4500000 - Misc Income	17,143.02	89,623.57	35,975.00	221,547.60	249,752.62	287,800.00	-66,252.40
4600000 - Stevedoring	67,816.50	328,649.94	135,111.11	480,344.29	1,022,485.72	1,080,888.89	-800,544.60
4750000 - Profit Share	0.00	0.00	7,500.00	0.00	0.00	60,000.00	-60,000.00
4800000 - Marina Income	2,438.66	5,319.99	28,000.00	641,602.21	667,820.25	709,360.00	-67,757.79
4850000 - RV Park	0.00	0.00	0.00	3,360.00	0.00	2,000.00	1,360.00
Total Income	222,578.94	627,497.05	386,441.58	2,679,934.93	3,136,702.01	3,578,892.64	-898,957.71
Cost of Goods Sold							
4900000 - Cost of Goods Sold	69.53	114.31	0.00	290,442.60	329,068.21	340,000.00	-49,557.40
Total COGS	69.53	114.31	0.00	290,442.60	329,068.21	340,000.00	-49,557.40
Gross Profit	222,509.41	627,382.74	386,441.58	2,389,492.33	2,807,633.80	3,238,892.64	-849,400.31
Expense							
5000000 - Personal Service	111,898.38	189,824.72	120,751.03	1,045,156.96	1,078,186.52	1,135,679.16	-90,522.20
6050000a - Travel Expense	547.65	376.62	708.34	7,861.45	5,047.21	5,666.67	2,214.78
6100000a - Auto Expense	0.00	52.98	333.33	419.01	3,366.83	2,666.67	-2,247.66
6110000a - Fuel expense	3,059.12	6,113.31	3,933.33	20,796.98	28,313.46	31,466.67	-10,669.69
6150000a - Office Supplies	1,333.04	8,685.35	5,250.00	41,579.04	45,812.51	42,000.00	-420.96
6150200 - General Insurance Expense	27,893.59	28,688.28	29,046.92	226,629.20	221,189.62	232,375.33	-5,746.13
6200000a - Advertising & Printing	2,290.22	2,932.83	3,333.33	17,443.02	28,184.72	26,666.67	-9,223.65
6250000a - Communications	952.88	952.13	916.67	6,298.55	6,398.11	7,333.33	-1,034.78
6260000 - FTZ expenses	0.00	0.00	83.33	900.00	645.00	666.67	233.33
6300000a - Fuel, Light & Power	6,352.19	5,284.96	5,166.67	55,470.07	37,428.77	41,333.33	14,136.74
6350000a - Household Supplies	983.97	2,564.60	2,208.33	14,830.47	18,584.29	17,666.67	-2,836.20
6400000a - Payroll Taxes	6,666.34	11,077.99	0.00	74,662.98	74,918.44	0.00	74,662.98
6450000a - Health Insurances	23,581.25	24,876.32	0.00	208,576.55	181,161.36	0.00	208,576.55
6500000 - ILA Pension	22,296.75	48,718.31	33,333.33	186,380.38	253,782.58	266,666.68	-80,276.30
6520000 - CSEA Workboots/Workclothes	0.00	535.75	83.34	810.92	783.07	666.67	144.25
6550000a - Special Supplies	6,126.56	15,707.66	6,250.00	55,402.46	61,749.15	50,000.00	5,402.46
6551300a - Spec Supp & Ex - Metered Water	0.00	0.00	291.67	2,262.94	1,971.23	2,333.33	-70.39
6551500 - Spec Supp & Ex - Comm Support	0.00	0.00	1,062.50	10,800.00	12,725.00	8,500.00	2,300.00
6560000 - Professional Services	2,755.00	16,569.04	11,166.67	105,708.71	146,800.28	89,333.33	16,375.38

Port of Oswego Authority
Profit & Loss Statement
November 2024

	Period to Date			Year to Date			% Variance from Budget
	Actual	Prior	Budget	Actual	Prior	Budget	
6570000 - Marina Supp & Expenses	1,121.15	1,507.04	1,211.31	73,055.57	50,633.98	57,154.77	27.8%
6580000 - Education/Training	0.00	0.00	24.92	995.00	69.00	199.33	399.2%
6590000 - Technical Services	0.00	3,420.00	1,643.11	4,394.25	10,440.00	13,144.93	-66.6%
660000a - Repairs & Maintenance	32,360.20	3,830.50	6,333.33	129,812.48	80,863.22	50,666.67	156.2%
6660000 - Repairs due to ILA accidents	0.00	1,214.36	0.00	0.00	1,214.36	0.00	0.0%
6670000 - House Gasoline	0.00	77.01	0.00	1,619.18	1,296.21	322.97	100.0%
6700000 - Rentals	0.00	6,965.00	1,041.67	0.00	31,168.31	8,333.33	-100.0%
6700200 - Lease-Track Mobile	0.00	0.00	2,558.00	0.00	0.00	20,464.00	-100.0%
6700300 - Lease - other equipment leases	0.00	1,196.00	14,488.00	23,196.00	5,833.00	121,604.00	-80.9%
6700301 - Lease - vehicles	0.00	0.00	292.92	0.00	0.00	2,343.36	-100.0%
6750000 - Write offs	0.00	0.00	0.00	0.00	1.36	0.00	0.0%
6800000 - Museum	595.39	1,099.93	750.00	4,667.07	6,732.76	6,000.00	-22.2%
6850000 - Interest Expense	14,047.50	3,750.52	3,333.33	61,261.28	28,995.37	26,666.67	129.7%
6900000 - Freight Expense	6,213.45	2,242.78	458.33	7,873.46	15,787.48	3,666.67	114.7%
Total Expense	271,074.63	388,265.99	256,053.71	2,388,893.98	2,440,983.20	2,271,264.91	5.2%
Net Ordinary Income	-48,565.22	239,116.75	130,387.87	598.35	366,650.60	967,627.73	-99.9%
Other Income/Expense							
Other Income							
8999999 - Interest Income - Leases	3,122.09	2,283.50	0.00	27,135.86	19,016.72	8,119.14	100.0%
9000000 - Interest Income	1,929.95	4,973.51	3,000.00	20,964.50	32,776.54	24,000.00	-12.6%
9000001 - Grant - Agricultural Center	0.00	0.00	0.00	385,430.01	21,519.89	230,966.58	66.9%
9000011 - Grants - miscellaneous	0.00	0.00	0.00	0.00	0.00	800.00	-100.0%
9000014 - NYS Grant Pin 3935.59 ET Pier	0.00	207,952.81	0.00	36,258.94	207,952.81	36,259.41	0.0%
9000017 - FEMA DR 4348	0.00	0.00	638,081.35	2,590,110.64	311,209.66	3,511,094.48	-26.2%
9000020 - Auction / Sale of equipment	0.00	0.00	0.00	0.00	265,000.00	0.00	0.0%
9001400 - REDI - Goblie Marina	0.00	0.00	0.00	96,358.31	398,525.09	181,223.04	-46.8%
Total Other Income	5,052.04	215,209.82	641,081.35	3,156,258.26	1,256,000.71	3,984,343.51	-20.8%
Other Expense							
9005500 - Amortization Expense	16,696.16	13,179.03	0.00	137,863.70	108,984.53	28,879.17	100.0%
Total Other Expense	16,696.16	13,179.03	0.00	137,863.70	108,984.53	28,879.17	100.0%
Net Other Income	-11,644.12	202,030.79	641,081.35	3,018,394.56	1,147,016.18	3,984,343.51	-24.2%
Net Income	-60,209.34	441,147.54	771,469.22	3,018,992.91	1,513,666.78	4,951,971.24	-39.0%

Port of Oswego Authority
Marina Profit & Loss
April through November 2024

Ordinary Income/Expense	Apr - Nov 24	Apr - Nov 23	\$ Change
Income			
4400000 · Rental	700.00	800.00	-100.00
4800000 · Marina Income			
4800100 · Marina Inc - Slip Rental	82,750.00	85,850.00	-3,100.00
4800101 · Marina Inc-Transient mooring	72,475.00	64,080.50	8,394.50
4800200 · Marina Inc - Misc	715.00	655.00	60.00
4800300 · Marina Inc - Storage	55,750.00	57,375.00	-1,625.00
4800301 · Marina Inc-MastUnstepStoreStep	2,275.00	2,275.00	0.00
4800400 · Marina Inc - Gas Sales	375,458.05	401,617.99	-26,159.94
4800500 · Marina Inc-Gln Pole	22,349.75	17,537.00	4,812.75
4800501 · Marina Inc-Hoist	3,825.00	3,972.00	-147.00
4800600 · Marina-FishClean/OYC/Barn Rent	1,200.00	1,200.00	0.00
4800800 · Marina Inc - Towing services	5,238.50	5,603.10	-364.60
4800900 · Marina Inc - Service/Labor	1,489.55	7,975.24	-6,485.69
4801000 · Marina Inc - Winterization	15,417.00	16,242.00	-825.00
4801100 · Marina Inc - Tackle	17.25	17.30	-0.05
4801200 · Marina Inc - Boat Supply	906.36	1,461.08	-554.72
4801400 · Marina Inc - Beverages	302.50	144.75	157.75
4801500 · Marina Inc - Snacks	599.25	285.00	314.25
4801700 · Marina Inc - Ice	834.00	1,308.00	-474.00
Total 4800000 · Marina Income	641,602.21	667,598.96	-25,996.75
Total Income	642,302.21	668,398.96	-26,096.75
Cost of Goods Sold	290,442.60	328,887.86	-38,445.26
Gross Profit	351,859.61	339,511.10	12,348.51
Expense			
5000000 · Personal Service	142,721.16	102,926.69	39,794.47
615000a · Office Supplies	2,319.46	2,430.66	-111.20
625000a · Communications	0.00	7.21	-7.21
635000a · Household Supplies	1,619.84	499.31	1,120.53
640000a · Payroll Taxes	12,511.74	9,017.37	3,494.37
645000a · Health Insurances	2,807.64	2,460.78	346.86
655000a · Special Supplies			
6550000 · Spec Supp & Ex - Miscellaneous	785.43	21.06	764.37
6550200 · Spec Supp & Ex - Dump Fees	1,354.04	1,249.36	104.68
6550500 · Spec Supp & Ex - New Signage	61.65	1,202.74	-1,141.09
6551201 · Spec Supp & Ex - Security	0.00	6.49	-6.49
6551202 · Spec Supp & Ex - Safety	238.46	0.00	238.46
6551400 · Spec Supp & Ex - Port H2O use	0.00	20.95	-20.95
6551600 · Spec Supp & Ex - Discounts Used	-0.44	-24.54	24.10
Total 655000a · Special Supplies	2,439.14	2,476.06	-36.92
6570000 · Marina Supp & Expenses			
6571000 · MarinaSupp & Ex-Misc	2,730.19	2,562.18	168.01
6571200 · MarinaSupp & Ex-Maintenance	1,085.15	164.92	920.23
6571201 · MarinaSupp & Ex-Equip repairs	14,451.61	2,584.34	11,867.27
6571300 · MarinaSupp & Ex-Utilities	11,934.53	9,494.20	2,440.33
6571400 · MarinaSupp & Ex-Credit Card Exp	38,721.29	31,541.54	7,179.75
6571600 · MarinaSupp & Ex-Winteriz costs	3,200.67	3,548.89	-348.22
6571700 · MarinaSupp & Ex-Cable	979.84	809.84	170.00
6571800 · Marina Supp & Ex-reg over/short	4.37	0.07	4.30
Total 6570000 · Marina Supp & Expenses	73,107.65	50,705.98	22,401.67
6580000 · Education/Training	0.00	69.00	-69.00
660000a · Repairs & Maintenance	12,238.79	8,294.53	3,944.26
6670000 · House Gasoline	1,107.15	907.12	200.03
6700000 · Rentals	0.00	-3,246.04	3,246.04
6700300 · Lease - other equipment leases	4,560.00	4,560.00	0.00
6900000 · Freight Expense	177.99	181.92	-3.93
Total Expense	255,610.56	181,290.59	74,319.97
Net Ordinary Income	96,249.05	158,220.51	-61,971.46
Net Income	96,249.05	158,220.51	-61,971.46

Exhibit C-2

**Port of Oswego Authority
Imprest Bills**

November 5, 2024

W-87

Avaya Financial Services	Phone Lease	\$2,145.50
Benefit Resource, Inc.	Monthly Administration Fee	\$100.00
Burke's Do-it-Best Home Center	Winterization Supplies for Marina, Drill Bit	\$37.96
Cintas	Floor Mats & Work Uniforms	\$88.02
Computer Outlet North, Inc.	Monthly Emails & Quad Core 16GB RAM Windows Pro, cable	\$1,036.50
Glider Oil	Port Propane, Port Diesel	\$827.35
Key Bank - B	Monthly Credit Card Charges	\$4,239.69
Lockwood Septic Service CDS, Inc.	Septic Pump-out for the Kaho	\$160.00
NaGr #-09104 Lighting-1 Gate, 1 NE Corner	Electric Delivery & Supply (1 Account)	\$120.64
Oswego Auto Parts	Fuel Filter, Adhesive for Bobcat, Metric Socket, Oil Dry, Freight Charges	\$322.60
PathFinder Bank - LOC (Goble/FEMA)	Interest Payment on LOC	\$5,720.43
Paychex	Payroll Administration & Fees	\$1,132.80
S&B Computer and Office Products, Inc.	Port Water, Office Supplies & Housekeeping Supplies	\$317.03
Shark Welding & Repair Service	Exploratory Excavation at Fitzgibbons Property for Drainage Issue	\$12,600.00
Taylor Northeast, Inc.	Repairs of Forklift #T3 - Roller Assembly	\$1,449.55
		<hr/> \$30,298.07

**Port of Oswego Authority
Imprest Bills**

November 14, 2024

W-91

Scot-min Enterprises		\$1,435.00
	Lumber for replacing wood on the dock at the Marina under the Gin Pole	
Burke's Do-it-Best Home Center		\$9.52
	Misc. Nuts & Bolts for Marina	
Chirello Advertising		\$1,844.14
	Advertising & News Releases, FTZ Invitation	
CIT Group Inc		\$2,558.00
	Trackmobile Lease	
City of Oswego Water - #000004-000		\$1,183.00
	Water & Sewer Services for 1 East 2nd Street	
City of Oswego Water - #006583-000		\$110.20
	Lake Road Water Line	
Ed & Ed Business Technology, Inc.		\$84.73
	Contract Charge for Copier	
Glider Oil		\$223.05
	Port Propane	
National Grid		\$7,263.34
	Electric Supply & Delivery (13 Accounts)	
Oswego Hospital (Oswego Health Inc)		\$261.96
	Medical Treatment for Port Employee	
Taylor Northeast, Inc.		\$710.20
	Repairs of Forklift #T11 - Adjustment of Chains	
Verizon Business		\$126.41
	Cell Phones for Bill Scriber, Pat McMahon, George Lundy, & Tammy DeCarr	
WEX Inc.		\$215.23
	Fuel for Port Vehicles	
		<hr/> \$16,024.78

**Port of Oswego Authority
Imprest Bills**

November 15, 2024
W-92

Brady Systems	Rail Scale Repairs, 50% down payment	\$22,610.00
C&S Engineers, Inc.	Professional Services - FEMA/West Terminal Repairs, Construction Inspection	\$105,802.72
LEAF	Heavy Duty Forklift Monthly Payment & Wheel Loader Monthly Payment	\$11,745.62
Raby's Ace Homecenter	Lag Screws & NutSetter for Marina Barn Floor Repair	\$85.47
S&B Computer and Office Products, Inc.	USGS Water, Port Water, Office Supplies, & Household Cleaning & Credits	\$456.76
Shark Welding & Repair Service	Wheel Loader Bucket Modifications (for loading potash) & Rail Scale Clean Out	\$7,000.00
		<hr/> \$147,700.57

**Port of Oswego Authority
Imprest Bills**

November 13 - 19, 2024
W-93

Babcock Highway Supply, Inc.	18" HDPE Loktite Pipe Bell End for Fitzgibbons Site	\$211.20
Butler Disposal Systems Inc	Trash Service, Dumpster Rental, Fuel Surcharges	\$243.65
C&S Engineers, Inc.	Professional Services - Electric Railcar Mover & Misc. Engineering Tasks	\$2,277.49
Curtis Power Solutions	Repairs to the Doosan Loader	\$2,148.50
Glider Oil	Port Propane, Port Diesel	\$943.95
LexisNexis	Legal Information	\$206.00
Lowe's	Monthly Credit Card Charges	\$309.93
Lozier Environmental Consulting, Inc.	Water Testing at Fish & Wildlife (USGS) at 17 Lake Street	\$1,918.00
PathFinder Bank - 2024 Chevy P/U	Monthly Vehicle Loan Payment	\$833.15
Paychex	Payroll Administration & Fees	\$1,267.76
Pitney Bowes Purchase Power	Postage Meter Refill	\$150.00
Port City Logistics, Inc.	Gravel/Crushed Stone for Fitz. Property & Marina	\$13,338.00
S&B Computer and Office Products, Inc.	Office Supplies, Household Items, Water Cooler Rental for Port	\$158.17
Shark Welding & Repair Service	Install Catch Basin & Piping for Drainage at Fitz. Property	\$17,050.00
Taylor Northeast, Inc.	Froklift Rentals (13 Rentals)	\$12,558.00
Tracey Road Equipment, Inc.	Excavator Rental for Fitz. Property Repairs	\$6,800.00
WD Malone	Vac Truck & Operator for Rail Scale	\$1,830.85

\$62,244.65

**Port of Oswego Authority
Imprest Bills**

November 26, 2024
W-94

4Imprint, Inc.	Promotional/Advertising Items - Campfire Mugs	\$340.90
AmVet Office Supplies, LLC	Office Supplies - Copy Paper	\$63.99
Babcock Highway Supply, Inc.	Storm Water Damage at Fitz. Property - Loktite Plastic Bell End, HDPE Tee, HDPE 45° Elbow, HDPE Plastic Band Split Coupler	\$6,710.08
Bousquet Holstein PLLC	Legal Services - USBP Sale, Lease Negotiation with Maritime Museum, and General Counsel Matters	\$2,755.00
Business Council of NYS, Inc.	Life, AD&D, & LTD Insurance	\$374.84
Butler Disposal Systems Inc	30-Yard Rolloff Haul, Fuel Surcharge, & Oswego County Disposal Fee	\$328.20
C&S Engineers, Inc.	Professional Services - Multi-Sector Permit & SWPPP, Truck & Rail Scale Pit	\$8,928.75
Cintas	Work Uniforms and Floor Mats	\$552.02
CSEA Employee Benefit Fund	Employee Dental & Vision Insurance	\$1,517.48
Glider Oil	Port Propane	\$335.77
GM Financial Leasing	Monthly Lease Payment for Equinox	\$292.92
Grainger	Rain Suit for Intern in Mechanics Garage	\$25.09
Haun Welding Supply Inc.	Cylinder Lease for October 2024	\$134.80

**Port of Oswego Authority
Imprest Bills**

November 26, 2024
W-94

LEAF		\$156.99
	Copier Lease	
NYS Dept. of Agriculture & Markets		\$15.00
	Weighmaster License for Meghan Wahrendorf	
Rental Warehouse, Inc.		\$321.20
	Jackhammer Rental	
S&B Computer and Office Products, Inc.		\$102.66
	Office Supplies - USGS Water, Water Cooler Rental for USGS, Di-Icer (4-50 lb. bags), & Credits	
Taylor Northeast, Inc.		\$556.22
	Master Cylinder for Forklift #T-11, Freight	
		<hr/> \$23,511.91

Port of Oswego Authority
A/P Aging Summary
As of November 30, 2024

	Current	1 - 30	31 - 60	61 - 90	91 - 120	> 120	TOTAL
4Imprint, Inc.	180.16	0.00	0.00	0.00	0.00	0.00	180.16
A.N. Martin Systems LLC	110,267.28	0.00	0.00	0.00	0.00	0.00	110,267.28
Aflac	954.36	0.00	0.00	0.00	0.00	0.00	954.36
AmVet Office Supplies, LLC	65.27	0.00	0.00	0.00	0.00	0.00	65.27
Avaya Financial Services	2,145.50	0.00	0.00	0.00	0.00	0.00	2,145.50
Benefit Resource, Inc.	100.00	0.00	0.00	0.00	0.00	0.00	100.00
Bond, Schoeneck & King, PLLC	0.00	827.50	0.00	0.00	0.00	0.00	827.50
Brady Systems	0.00	0.00	18,088.00	0.00	0.00	0.00	18,088.00
Burke's Do-it-Best Home Center	150.19	0.00	0.00	0.00	0.00	0.00	150.19
Butler Disposal Systems Inc	353.65	0.00	0.00	0.00	0.00	0.00	353.65
C&S Engineers, Inc.	2,665.11	0.00	0.00	0.00	0.00	0.00	2,665.11
CIT Group Inc	2,558.00	0.00	0.00	0.00	0.00	0.00	2,558.00
Eagle Associates of Cazenovia, LLC	0.00	290,646.60	0.00	0.00	0.00	0.00	290,646.60
Glider Oil	1,800.15	0.00	0.00	0.00	0.00	0.00	1,800.15
Hurtubise Tire, Inc.	782.00	0.00	0.00	0.00	0.00	0.00	782.00
Key Bank - B	6,160.34	0.00	0.00	0.00	0.00	0.00	6,160.34
Lazarek, Inc.	1,251.36	0.00	0.00	0.00	0.00	0.00	1,251.36
LEAF	11,745.62	0.00	0.00	0.00	0.00	0.00	11,745.62
LexisNexis	206.00	0.00	0.00	0.00	0.00	0.00	206.00
MassMutual	368.52	0.00	0.00	0.00	0.00	0.00	368.52
NaGr #-04008 Security Gate, Entrance Elec	199.39	0.00	0.00	0.00	0.00	0.00	199.39
NaGr #-09104 Lighting-1 Gate, 1 NE Corner	120.72	0.00	0.00	0.00	0.00	0.00	120.72
NaGr #-32051 Storage (Silo & Barrel Bldg)	4,583.16	0.00	0.00	0.00	0.00	0.00	4,583.16
NaGr #-38107 Gas Museum	229.10	0.00	0.00	0.00	0.00	0.00	229.10
NaGr #-38118 Marina - Unit B	410.46	0.00	0.00	0.00	0.00	0.00	410.46
NaGr #-39107 F&W	1,403.11	0.00	0.00	0.00	0.00	0.00	1,403.11
NaGr #-40109 Electric Derrick	20.40	0.00	0.00	0.00	0.00	0.00	20.40
NaGr #-41109 Electric Museum	345.89	0.00	0.00	0.00	0.00	0.00	345.89
NaGr #-47025 Marina - Pier B	35.46	0.00	0.00	0.00	0.00	0.00	35.46
NaGr #-74022 Vinegar Hill	20.40	0.00	0.00	0.00	0.00	0.00	20.40
NaGr #-83002 - 22 Mercer - Security Pole	25.41	0.00	0.00	0.00	0.00	0.00	25.41
NaGr #-91027 Marina - Pier A	79.30	0.00	0.00	0.00	0.00	0.00	79.30
Oswego Auto Parts	64.93	0.00	0.00	0.00	0.00	0.00	64.93
PathFinder Bank - LOC	674.17	0.00	0.00	0.00	0.00	0.00	674.17
PathFinder Bank - LOC (Goble/FEMA)	8,122.13	0.00	0.00	0.00	0.00	0.00	8,122.13
Pitney Bowes Global Financial Serv LLC	201.18	0.00	0.00	0.00	0.00	0.00	201.18
S&B Computer and Office Products, Inc.	485.43	0.00	0.00	0.00	0.00	0.00	485.43
Shark Welding & Repair Service	14,880.00	0.00	0.00	0.00	0.00	0.00	14,880.00
Spectrum Business (Marina)	129.98	0.00	0.00	0.00	0.00	0.00	129.98
Spectrum Business (Port)	164.97	0.00	0.00	0.00	0.00	0.00	164.97
State Insurance Fund	0.00	0.00	0.00	0.00	0.00	-812.49	-812.49
Steel Sales Inc.	14,269.68	0.00	0.00	0.00	0.00	0.00	14,269.68
Tracey Road Equipment, Inc.	4,800.00	0.00	0.00	0.00	0.00	0.00	4,800.00
WD Malone	0.00	630,307.39	0.00	0.00	0.00	0.00	630,307.39
WEX Inc.	167.12	0.00	0.00	0.00	0.00	0.00	167.12
TOTAL	193,185.90	921,781.49	18,088.00	0.00	0.00	-812.49	1,132,242.90

Port of Oswego Authority
A/R Aging Summary
As of November 30, 2024

	Current	1 - 30	31 - 60	61 - 90	91 - 120	> 120	TOTAL
*Translent	0.00	0.00	0.00	608.00	0.00	2,490.62	3,098.62
ARG International	14,105.65	0.00	0.00	0.00	0.00	0.00	14,105.65
Castaldo, Ron	0.00	0.00	0.00	300.00	0.00	0.00	300.00
Dean Marine & Excavating, Inc	5,639.50	0.00	0.00	0.00	0.00	0.00	5,639.50
DeLong, Frederick	0.00	-375.00	0.00	0.00	0.00	0.00	-375.00
Garcia, Joe	0.00	0.00	0.00	608.00	0.00	0.00	608.00
General Services Admin.	8,939.81	1,918.00	0.00	0.00	0.00	0.00	10,857.81
Glencore LTD.	11,717.84	4,659.60	0.00	0.00	0.00	0.00	16,377.44
Goldman Sachs & Co	5,867.29	-0.01	0.00	0.00	0.00	0.00	5,867.28
Hartree Partners, LP	0.00	1,579.23	0.00	0.00	0.00	0.00	1,579.23
Heidelberg Materials (Lehigh)	5,734.84	0.00	0.00	0.00	0.00	0.00	5,734.84
Kerr, James	0.00	0.00	0.00	0.00	0.00	1,294.78 ²	1,294.78
Lockwood, Jeremy	0.00	0.00	0.00	135.00	0.00	0.00	135.00
Manning, Greg	0.00	0.00	0.00	608.00	0.00	864.00 ³	1,472.00
Marubeni America Corp.	49,644.91	0.00	0.00	0.00	0.00	0.00	49,644.91
McKeil Marine	1,037.75	6,767.56	1,475.50	0.00	0.00	0.00	9,280.81
McKemie, James	0.00	0.00	0.00	513.00	0.00	0.00	513.00
Mitsubishi International Corporation	31,161.26	0.00	0.00	0.00	0.00	0.00	31,161.26
Novelis-Oswego Works	0.00	9,260.00	5,385.00	0.00	0.00	0.00	14,645.00
Nutrien Ag Solutions - CPS	1,438.70	0.00	0.00	0.00	0.00	0.00	1,438.70
Oswego Expeditions/Destination Expeditio	0.00	0.00	100.00	0.00	0.00	0.00	100.00
Oswego Yacht Club	0.00	351.00	0.00	0.00	0.00	0.00	351.00
Ryan, Patrick	0.00	0.00	0.00	500.00	0.00	0.00	500.00
Shark-Attach, LLC	0.00	-100.00	0.00	0.00	0.00	0.00	-100.00
The DeLong Co., Inc.	632.06	0.00	0.00	0.00	0.00	0.00	632.06
WT Terminal Oswego, LLC	10,659.54	0.00	0.00	0.00	0.00	0.00	10,659.54
TOTAL	146,579.15	24,060.38	6,960.50	3,272.00	0.00	4,649.40	185,521.43

1. Calling to make payments

2. Making payments

3. Followed up with letter and additional phone calls

Grants Receivable Summary
as of 11/30/2024

Project #		Name	Grant Receivable
FEMA 4348	37407	East & West Terminals	\$ 1,983,731.90
REDI Funds	19515	Goble Marina	\$ 242,643.71
PFRAP	3935.59	Goble Marina	\$ 100.47
DOT	3935	Agricultural Center	\$ 311,749.19
DOT	3935.65	East Terminal Track Rehab	\$ 2,729.07

\$ 2,540,954.34

Port of Oswego Authority
Loan Summary
as of November 30, 2024

<u>Name</u>	<u>Loan Balance</u>	<u>Available</u>	<u>Rate</u>
NYS first advances	\$ 3,405,925.71	\$ -	0.000%
Pathfinder Bank - LOC	\$ 86,205.01	\$ 413,794.99	7.750%
Pathfinder Bank - LOC FEMA/REDI	\$ 780,000.00	\$ 620,000.00	7.750%
Note Payable - SANY Forklift	\$ 381,284.15	\$ -	7.750%
Note Payable - 2024 Chevy Silverado	\$ 40,337.07	\$ -	6.875%
Note Payable - SANY Wheel Loader	\$ 216,593.08	\$ -	6.750%

Port of Oswego Authority
Schedule of Assets
 As of November 30, 2024

	<u>Cost</u>	<u>Accum. Depr.</u>	<u>Net Book Value</u>
Fixed Assets			
1502000 · Land & Land Impr-Capital Assets	14,074,827.75	-8,623,469.11	5,451,358.64
1502050 · Land & Land Impr-Held for Lease	1,720,082.91	-166,594.00	1,553,488.91
1502100 · Alcan Water Line	1.00	0.00	1.00
1502300 · Bldgs & Improvem-Capital Assets	8,515,160.43	-6,906,904.54	1,608,255.89
1502350 · Bldgs & Improvem-Held for Lease	4,060,508.32	-2,445,921.00	1,614,587.32
1502400 · Office Equipment & Furniture	489,831.94	-468,900.46	20,931.48
1502500 · Operating Equipment	3,526,931.91	-2,451,505.33	1,075,426.58
1502501 · Equipment - Marina	316,721.60	-238,569.00	78,152.60
1502550 · Lease Assets	650,694.19	-158,555.00	492,139.19
1502600 · Computer Software	32,872.24	-32,872.24	0.00
Total Fixed Assets	<u>33,387,632.29</u>	<u>-21,493,290.68</u>	<u>11,894,341.61</u>

Port of Oswego Authority
YTD Sales Report
April through November 2024

Income	Apr - Nov 24	%	Apr - Nov 23	%	\$ Change
4000000 · Storage					
4000100 · Storage - Novellis	0.00	0.00%	5,000.00	0.16%	-5,000.00
4002800 · Storage - Marubeni	33,206.23	1.24%	18,951.11	0.60%	14,255.12
4002900 · Storage - Glencore	40,177.81	1.50%	24,576.63	0.78%	15,601.18
4003000 · Storage - Goldman Sachs	50,107.92	1.87%	8,720.56	0.28%	41,387.36
4003300 · Storage - ARG Intl.	32,836.01	1.23%	0.00	0.00%	32,836.01
4003400 · Storage - Mercuria	794.18	0.03%	10.43	0.00%	783.75
4003500 · Storage - Mitsubishi	2,291.01	0.09%	155.89	0.00%	2,135.12
4003600 · Storage - The Andersons	0.00	0.00%	65,920.00	2.10%	-65,920.00
4003900 · Storage - Kuehne & Nagel	0.00	0.00%	290.05	0.01%	-290.05
4004100 · Storage - SQC Metals	60,177.64	2.25%	0.00	0.00%	60,177.64
4004200 · Storage - Gunvor	14,675.88	0.55%	0.00	0.00%	14,675.88
4004300 · Storage - Hartree Partners	3,947.95	0.15%	0.00	0.00%	3,947.95
4004400 · Storage - The Delong Co.	6,091.64	0.23%	0.00	0.00%	6,091.64
4004500 · Storage - GT Commodities	7,030.11	0.26%	0.00	0.00%	7,030.11
4005000 · Storage - Miscellaneous	9,000.00	0.34%	24,172.88	0.77%	-15,172.88
4008100 · Storage - IXM	20,761.14	0.77%	18,596.94	0.59%	2,164.20
Total 4000000 · Storage	281,097.52	10.49%	166,394.49	5.30%	114,703.03
4100000 · Dockage					
4100100 · Dockage - Algoma Central	3,771.69	0.14%	7,543.38	0.24%	-3,771.69
4100200 · Dockage - Lehigh (Heidelberg)	21,617.28	0.81%	17,912.96	0.57%	3,704.32
4102200 · Dockage - New England Steamship	0.00	0.00%	20,210.68	0.64%	-20,210.68
4102700 · Dockage - McKeil Marine	16,050.42	0.60%	26,907.74	0.86%	-10,857.32
4102900 · Dockage - WT Terminal	5,555.55	0.21%	2,930.40	0.09%	2,625.15
4105000 · Dockage - Miscellaneous	4,250.00	0.16%	3,725.00	0.12%	525.00
Total 4100000 · Dockage	51,244.94	1.91%	79,230.16	2.53%	-27,985.22
4200000 · Wharfage					
4200100 · Wharfage - Nutrien Ag	8,112.62	0.30%	13,136.76	0.42%	-5,024.14
4200200 · Wharfage - Lehigh (Heidelberg)	50,235.34	1.87%	44,507.68	1.42%	5,727.66
4202500 · Wharfage - Marubeni	24,785.35	0.92%	27,856.94	0.89%	-3,071.59
4202700 · Wharfage - Glencore	7,861.62	0.29%	26,746.20	0.85%	-18,884.58
4203100 · Wharfage - Goldman Sachs	0.00	0.00%	16,327.57	0.52%	-16,327.57
4203300 · Wharfage - IXM	0.00	0.00%	31,374.60	1.00%	-31,374.60
4203500 · Wharfage - Mercuria	0.00	0.00%	9,724.64	0.31%	-9,724.64
4203600 · Wharfage - WT Terminal Oswego	7,833.76	0.29%	4,311.56	0.14%	3,522.20
4203900 · Wharfage - Gunvor	2,859.11	0.11%	0.00	0.00%	2,859.11
4205700 · Wharfage - Mitsubishi	11,435.77	0.43%	0.00	0.00%	11,435.77
4205800 · Wharfage - Hartree Partners LP	2,858.61	0.11%	0.00	0.00%	2,858.61
4205900 · Wharfage - ARG	2,144.02	0.08%	0.00	0.00%	2,144.02
Total 4200000 · Wharfage	118,126.20	4.41%	173,985.95	5.55%	-55,859.75
4300000 · Loading and Unloading					
4300200 · Loading and Un - Nutrien Ag	23,961.79	0.89%	46,572.19	1.48%	-22,610.40
4300300 · Loading and Un - Novellis	1,190.95	0.04%	0.00	0.00%	1,190.95
4304900 · Loading and Un - Glencore	64,623.12	2.41%	37,252.90	1.19%	27,370.22
4305000 · Loading and Un - Miscellaneous	145.60	0.01%	1,560.00	0.05%	-1,414.40
4305100 · Loading and Un - Marubeni	65,731.85	2.45%	68,618.52	2.19%	-2,886.67
4305400 · Loading and Un - Goldman Sachs	2,097.64	0.08%	45,857.98	1.46%	-43,760.34
4305600 · Loading and Un - ARG Intl.	9,788.09	0.37%	0.00	0.00%	9,788.09
4305700 · Loading and Un - IXM	47,495.35	1.77%	27,401.15	0.87%	20,094.20

Port of Oswego Authority
YTD Sales Report
April through November 2024

Income	Apr - Nov 24	%	Apr - Nov 23	%	\$ Change
4305800 · Loading and Un - Mercuria	0.00	0.00%	19,133.28	0.61%	-19,133.28
4305900 · Loading and Un - Mitsubishi	27,949.12	1.04%	911.07	0.03%	27,038.05
4306100 · Loading and Un - Anderson	0.00	0.00%	53,189.43	1.70%	-53,189.43
4306300 · Loading and Un - Kuehne&Nagel	0.00	0.00%	6,765.00	0.22%	-6,765.00
4306400 · Loading and Un - Spllethoff	0.00	0.00%	15,987.53	0.51%	-15,987.53
4306500 · Loading and Un - DSV Air & Sea	0.00	0.00%	12,164.47	0.39%	-12,164.47
4306600 · Loading and Un - SQC Metals	15.00	0.00%	0.00	0.00%	15.00
4306700 · Loading and Un - Gunvor	58,110.15	2.17%	0.00	0.00%	58,110.15
4306800 · Loading and Un - The Delong Co.	16,991.23	0.63%	0.00	0.00%	16,991.23
Total 4300000 · Loading and Unloading	318,099.89	11.87%	335,413.52	10.69%	-17,313.63
4400000 · Rental					
4400200 · Rental - DeLong, Fred	3,000.00	0.11%	3,000.00	0.10%	0.00
4400300 · Rental - Novells	17,390.16	0.65%	16,971.68	0.54%	418.48
4400500 · Rental - General Svces Admin	78,225.28	2.92%	70,830.40	2.26%	7,394.88
4400600 · Rental - Lehigh (Heidelberg)	46,747.08	1.74%	46,768.08	1.49%	-21.00
4402400 · Rental - Vinegar Hill, LLC	694.48	0.03%	10,736.24	0.34%	-10,041.76
4402600 · Rental - Nutrien Ag	59,792.72	2.23%	59,750.34	1.90%	42.38
4403100 · Rental - H.Lee White Museum	2,400.00	0.09%	2,400.00	0.08%	0.00
4403300 · Rental - Fitzgibbons site	300,000.00	11.19%	177,000.00	5.64%	123,000.00
4403400 · Rental - Shark-Attach Office	3,400.00	0.13%	3,400.00	0.11%	0.00
4403500 · Rental - WT Terminal Oswego LLC	49,162.56	1.83%	49,162.56	1.57%	0.00
4403600 · Rental - Shop Units (Marina)	700.00	0.03%	800.00	0.03%	-100.00
4405000 · Rental - Miscellaneous	3,000.00	0.11%	800.00	0.03%	2,200.00
Total 4400000 · Rental	564,512.28	21.06%	441,619.30	14.08%	122,892.98
4500000 · Misc Income					
4500200 · Misc Income - Novells	10,980.00	0.41%	0.00	0.00%	10,980.00
4501900 · Misc Income - Demurrage reimbur	-2,085.00	-0.08%	1,050.00	0.03%	-3,135.00
4502000 · Misc Income - Labor	112,512.41	4.20%	119,476.41	3.81%	-6,964.00
4504900 · Misc Income - Metered Water	216.16	0.01%	188.92	0.01%	29.24
4505000 · Misc Income - Other	51,001.23	1.90%	72,802.82	2.32%	-21,801.59
4505400 · Misc Income - Security East	48,920.80	1.83%	54,344.47	1.73%	-5,423.67
4505600 · Misc Income - BIDCO	0.00	0.00%	1,890.00	0.06%	-1,890.00
Total 4500000 · Misc Income	221,547.60	8.27%	249,752.62	7.96%	-28,205.02
4600000 · Stevedoring					
4601200 · Stevedoring - New Eng Steamship	0.00	0.00%	15,000.00	0.48%	-15,000.00
4601800 · Stevedoring - Marubeni	219,730.52	8.20%	244,552.15	7.80%	-24,821.63
4601900 · Stevedoring - Glencore	73,668.30	2.75%	235,102.01	7.50%	-161,433.71
4602400 · Stevedoring - Goldman Sachs	0.00	0.00%	149,555.15	4.77%	-149,555.15
4602500 · Stevedoring - IXM	0.00	0.00%	277,908.68	8.86%	-277,908.68
4602600 · Stevedoring - McKeil Marine	6,115.75	0.23%	4,675.00	0.15%	1,440.75
4602700 · Stevedoring - Mercuria	0.00	0.00%	90,949.84	2.90%	-90,949.84
4602800 · Stevedoring - Mitsubishi	107,160.38	4.00%	0.00	0.00%	107,160.38
4603100 · Stevedoring - Hartree Partners	26,786.93	1.00%	0.00	0.00%	26,786.93
4605000 · Stevedoring - Miscellaneous	20,090.80	0.75%	4,742.89	0.15%	15,347.91
4606100 · Stevedoring - Gunvor	26,791.61	1.00%	0.00	0.00%	26,791.61
Total 4600000 · Stevedoring	480,344.29	17.92%	1,022,485.72	32.60%	-542,141.43
4800000 · Marina Income	641,602.21	23.94%	667,820.25	21.29%	-26,218.04
4850000 · RV Park	3,360.00	0.13%	0.00	0.00%	3,360.00
Total Income	2,679,934.93	100.00%	3,136,702.01	100.00%	-456,767.08