



**Regular Meeting of the Board of Directors of the Port of Oswego Authority**

**Monday, April 24, 2023**

**4:30 pm Meeting**

**AGENDA**

- 1. Call to Order**
- 2. Motion 04-24-2301: To approve the Minutes of 03-20-2023 regular monthly meeting, the Annual Meeting of the Board of Directors, and the 04-04-2023 special meeting regarding the sale of the Liebherr Crane (Exhibit A)**
- 3. Administrative Operational Report: (Exhibit B)**
- 4. Administrative Financial Reports: (A) Primary and (B) Subsidiary**  
**Motion 04-24-2302: To accept March's Primary Financial Reports and Subsidiary Financial Reports**
  - A. Primary Financial Reports: (Exhibit C-1)**
    - Cash Position
    - Balance Sheet
    - Profit & Loss Statement
    - Marina Profit & Loss Statement
  - B. Subsidiary Financial Reports: (Exhibit C-2)**
    - Monthly Bills
    - Accounts Payable
    - Accounts Receivable
    - Loan Summary
    - Schedule of Assets
    - Sales Report
- 5. Chairman's Report**
- 6. Committee Reports**
  - a. Executive Committee**
  - b. Audit and Finance Committee**
  - c. Governance Committee**
  - d. Planning and Development Committee**

**MISSION STATEMENT**

The mission of the Port of Oswego Authority is to serve as an economic catalyst in the *Central New York Development Council District Region* by providing diversified and efficient transportation services and conducting operations in a manner that promotes regional growth and development while being mindful of our responsibility to serve as a steward of the environment.

7. Old Business
8. New Business
9. Motion 04-24-23 : To move to executive session (if required)
10. Motion 04-24-23 : To resume regular session
11. AD HOC MOTIONS REQUIRED AS A RESULT OF MEETING BUSINESS:
  - Motion 04-24-23 : To
  - Motion 04-24-23 : To
12. Motion 04-24-230 : To adjourn the regular monthly meeting

**Next Regular Monthly Board Meeting is scheduled for  
May 15, 2023 @ 4:30pm**

**MISSION STATEMENT**

The mission of the Port of Oswego Authority is to serve as an economic catalyst in the *Central New York Development Council District Region* by providing diversified and efficient transportation services and conducting operations in a manner that promotes regional growth and development while being mindful of our responsibility to serve as a steward of the environment.

# Exhibit A

**PORT OF OSWEGO AUTHORITY**  
**Regular Meeting, March 20, 2023**

**CALL TO ORDER:** Ms. Cosemento called the meeting to order at 4:34 PM.

**PRESENT:** Francis Enwright-Chairperson on Zoom; Constance Cosemento-Vice Chairperson; Dr. Ranjit Dighe-Secretary/Treasurer; Stanley Delia, Kathleen Macey, Dr. John Kares Smith, Tom Schneider, Diane Zeller, and William Scriber-Executive Director.

**ALSO PRESENT:** Pat McMahon-Supervisor of Development & Maintenance, Debbie Godden-Accounting Manager, Kim Natoli-Port Employee, Dr. Morgan, Mercedes Niess, and Bill Schickling-H. Lee White Maritime Museum Board and Trustees.

**APPROVAL OF MINUTES**

**Motion 03-20-2301:** A motion was made by Mr. Delia to approve the minutes of the February 13, 2023 meeting. Motion was seconded by Ms. Macey. Motion passed. 7-Aye, Nay-0.

**ADMINISTRATIVE OPERATIONAL REPORT**

Mr. William Scriber, Executive Director presented the Administrative Operational Report to the Board and addressed any questions or comments.

**Report Topics:**

Monthly operations update – February 2023

Update on projects:

- West Dock still awaiting environmental approval from NYSDEC; Army Corp. approved. This is for the cap system that was damaged from the high water event in 2017.
- Funding from US Department of Transportation St. Lawrence Seaway Administration for a study on inter-lake container transport, have been working on it for 2 years, study is in Stage 2.
- Productive meetings at the American Great Lakes Ports Association 2023, Washington, D.C. trip, March 7 – 9. Met with the Ways & Means Committee on transportation issues, MURAD, Congress members.
- Break Wall Projects – funding for approximately \$17 million passed & expected to begin in 2024; bid out 4 possible projects/companies.
- Annual Report mailed to local officials, Assembly & Senate transportation committees.
- Great Lakes Port Association phone call & aluminum studies funded by USDOT
- Met with Novelis new plant manager, gave overview of Port. Spoke about the possibility of heated warehouse storage.
  - Port Infrastructure Development Program (PIDP) Grant, which is heavily used by other lakes, we will apply for this year (\$11 million grant or less for a port our size); C&S to budget out what amount to apply for.

- Possible future request to take down the barrel building due to the conveyor system being defective and the roof leaking; would like to replace with 100 x 200 square foot warehouse space, heated, solar, with dock-side power, along with availability of a heavy-lift crane – placing the Port competitively with Micron coming into the area, as well as Novelis who has a need for equipment and coils in heated storage. Means revenue for the Port; possible 2024 start.
- PIDP due 04/28/2023.
- EDA grant to be submitted on 04/01/2023 (which was for additional trackage at rail yard and new conveyer system to load grain).

Pat McMahon-Supervisor of Development & Maintenance, described two courses he attended to the Board. One class was a two-day facility Security Officer course. The second course was a Certified Port Executive class, which included a certificate of Acknowledgement for Business Training for Slavery & Trafficking. Planning to take a 3-month course at Syracuse University for business training.

Debbie Godden and Meghan Wahrendorf attended a one-day seminar regarding labor practices and management for employees, put on by Bond, Schoeneck & King. Ms. Godden learned there are things that need to be implemented.

Ms. Cosemento inquired about the laws of succession, who is next in charge?

Ms. Cosemento stated introductions at 4:50 PM.

#### **ADMINISTRATIVE FINANCIAL REPORTS**

**Motion 03-20-2302:** A motion was made by Mr. Schneider to accept the February Primary and Subsidiary Financial Reports. Seconded by Ms. Zeller. Motion passed. 7-Aye, Nay-0.

##### Primary Financial Reports

Cash Position  
 Balance Sheet  
 Profit & Loss Statement  
 Marina Profit & Loss Statement

##### Subsidiary Financial Reports

Monthly Bills  
 Accounts Payable  
 Accounts Receivable  
 Loan Summary  
 Schedule of Assets  
 Sales Report

**Chairman’s Report:** Mr. Enwright, Chairperson. Mr. Enwright described an incident that occurred on Sunday, March 19, 2023 at approximately 10:00 AM in regards to the LT-5 Tug boat that broke loose of its mooring lines due to high winds. Oswego Fire Department, Oswego Police Department, USCG, and Mr. McMahon worked to secure the tug; took about 2 hours and 45 minutes. Mr. Enwright thanked all involved. Mr. McMahon shared pictures of the incident

with Board members. Mr. Enwright commented that the tug continues to be a risk the way it is. Dr. Morgan also took the opportunity to comment on the operation. Mercedes Niess commented that all worked together as a team. Ms. Cosemento inquired whether the news media was notified.

**Committee Reports:**

**Executive Committee:** Ms. Cosemento spoke about a local phone call dealing with a Micron issue; will follow-up with members in Executive session.

**Audit and Finance Committee:** Mr. Schneider stated that that the committee met two times, reviewed policies (travel expenses, business expenses) and budgets. Spoke of the history of not having a policy for travel expenses; looked at budget process. Mr. Schneider discussed the review of the 2023–2024 budget, based on certain (recurring or contractual) revenue. It is a break-even budget, however expect revenues to exceed.

Micha Ordway, Port counsel joined the meeting at 5:10pm.

**Governance Committee:** No report from Dr. Kares Smith.

**Planning and Development Committee:** Dr. Dighe submitted his resignation to the Board, effective May 15, 2023. Dr. Dighe had a meeting March 10<sup>th</sup> with members of the Marine Museum and the Port lawyer. There is a need for better communication between the Board and the Museum members, liaisons.

**OLD BUSINESS:** None.

**NEW BUSINESS:**

- **Motion 03-20-2303:** Motion to award on-call engineering services to C&S Companies for 2 years, with the option of three (3) 1-year extensions (Exhibit D). Motion made by Dr. Kares Smith. Seconded by Ms. Zeller. Motion passed. 7-Aye, Nay-0.
- **Motion 03-20-2304:** Motion to approve Harborfest Sponsor Contract (Exhibit E). Mr. Scriber reiterated that the Port does this every year; the Port provides \$10,000 as well as barge, equipment, and security support to Harborfest. Motion made by Dr. Kares Smith. Seconded by Ms. Macey. Motion passed. 7-Aye, Nay-0.
- **Motion 03-20-2305:** Motion to approve a negative declaration for RV Park SEQR and the director will sign it (Exhibit F). Mr. Schneider asked who would be in charge of the RV Park. Mr. Scriber stated the Marina would be in charge of the RV Park, it is a business support for the Oswego Marina. Motion made by Dr. Kares Smith. Seconded by Ms. Macey. Motion passed. 7-Aye, Nay-0.
- **Motion 03-20-2306:** Motion to approve negotiated CSEA wage and benefit rates for fiscal year 2023–2024. There shall be a 6% wage increase in addition to \$0.25 increase per hour for security guard ship rate. Motion made by Dr. Kares Smith. Seconded by Ms. Zeller. Motion passed. 7-Aye, Nay-0.

**Motion 03-20-2307:** A motion was made by Mr. Delia and seconded by Ms. Zeller to enter executive session to discuss labor negotiations and contract at 5:23 PM. Motion passed. 7-Aye, 0-Nay.

**Motion 03-20-2308:** A motion was made by Ms. Zeller and seconded by Mr. Schneider to resume regular session at 6:12 PM. Motion passed. 7-Aye, 0-Nay.

**Motion 03-20-2309:** A motion was made by Mr. Schneider and seconded by Dr. Dighe to authorize the Executive Director to execute licensing agreement (transferring ownership of the LT-5 Tug Boat in the future) between the Museum and Port contingent upon clerical changes. Motion passed. 7-Aye, 0-Nay.

**Motion 03-20-2310:** A motion to authorize Mr. Scriber to sign affidavit, stating that the Port owns the LT-5 Tug Boat, was made by Mr. Schneider and seconded by Ms. Zeller. Motion passed. 7-Aye, 0-Nay.

**Motion 03-20-2311:** A motion was made by Ms. Zeller and seconded by Dr. Kares Smith to enter executive session at 6:23 PM. Motion passed. 7-Aye, 0-Nay.

**Motion 03-20-2312:** A motion was made by Dr. Kares Smith and seconded by Ms. Zeller to resume regular session at 7:37 PM. Motion passed. 7-Aye, 0-Nay.

**Motion 03-20-2313:** A motion was made by Mr. Schneider and seconded by Mr. Delia to adopt the 2023–2024 budget as presented. Motion passed. 7-Aye, 0-Nay.

**Motion 03-20-2314:** A motion was made by Ms. Zeller and seconded by Ms. Macey to adjourn the regular monthly meeting @ 7:40 PM. Motion passed. 7-Aye, 0-Nay.

**Annual Meeting of the Board of Directors of the Port of Oswego Authority**

**Monday, March 20, 2023**

**Immediately following the 4:30pm Regular Monthly Meeting**

**CALL TO ORDER** Ms. Cosemento-Vice Chairperson called the Annual Meeting to order at 7:41 PM.

**PRESENT:** Francis Enwright-Chairperson on Zoom; Constance Cosemento-Vice Chairperson; Dr. Ranjit Dighe-Secretary/Treasurer; Stanley Delia, Kathleen Macey, Dr. John Kares Smith, Tom Schneider, Diane Zeller, and William Scriber-Executive Director.

**ALSO PRESENT:** Pat McMahon-Supervisor of Development & Maintenance, Debbie Godden- Accounting Manager, and Kim Natoli-Port Employee.

**Motion AM 2301:** A motion was made by Mr. Schneider and seconded by Ms. Zeller to approve Prompt Payment Policy Pursuant to Section 2880 of the Public Authorities Law (Exhibit A). Motion passed. 7-Aye, 0-Nay.

**Motion AM 2302:** A motion was made by Mr. Schneider and seconded by Mr. Delia to approve the adoption of the Guidelines for Awarding of Procurement Contracts (with changes) Pursuant to Section 2879 of the Public Authorities Law (Exhibit B) as amended. Motion passed. 7-Aye, 0-Nay.

**Motion AM 2303:** A motion was made by Ms. Zeller and seconded by Dr. Kares Smith to approve the Port of Oswego Authority Property Disposition Policy (with changes) Pursuant to Section 2896 of the Public Authorities Law (Exhibit C). Motion passed. 7-Aye, 0-Nay.

**Motion AM 2304:** A motion was made by Mr. Schneider and seconded by Dr. Dighe to approve the Port of Oswego Authority Investment Policy (with changes) Pursuant to Section 2925 of the Public Authorities Law (Exhibit D) as amended. Motion passed. 7-Aye, 0-Nay.

**Motion AM 2305:** A motion was made by Ms. Zeller and seconded by Dr. Kares Smith to approve Minority and Women's Business Enterprise (WMBE) Procurement Strategy (Exhibit E). Motion passed. 7-Aye, 0-Nay.

**Motion AM 2306:** A motion was made by Ms. Zeller and seconded by Ms. Macey to approve the adoption of Service- Disabled Veteran Owned Business (SDVOB) Goal Plan (Exhibit F). Motion passed. 7-Aye, 0-Nay.

**Motion AM 2307:** A motion was made by Ms. Zeller and seconded by Ms. Macey to approve the NYS Agencies/Authorities/Commissions Agency Master Goal Plan inclusive of the Port's Mission Statement and KPI's (Exhibit G). Motion passed. 7-Aye, 0-Nay.



### **Appointments and Elections**

- Appointments of Legal Counsel for FY 2023–2024 (Exhibit H) as existing. Motion made by Mr. Schneider and seconded by Dr. Kares Smith. Motion passed. 7-Aye, 0-Nay.
  
- Election of Board Officers for FY 2023–2024 (Exhibit I). Motion made by Mr. Schneider and seconded by Ms. Macey to maintain appointments as is. Motion passed. 7-Aye, 0-Nay.
  - Chairman of the Board – Francis Enwright
  - Vice-Chairman – Mrs. Constance Cosemento
  - Secretary/ Treasurer – Dr. Ranjit Dighe

### **Adjourn**

Meeting adjourned at 7:55 PM.

---

Dr. Ranjit Dighe, Secretary/Treasurer

**PORT OF OSWEGO AUTHORITY**  
**Special Meeting**  
**April 4, 2023**

**CALL TO ORDER:** Ms. Cosemento called the meeting to order at 4:36 PM.

**PRESENT:** Constance Cosemento-Vice Chairperson; Ranjit Dighe-Secretary/Treasurer; Stanley Delia, John Kares Smith, Tom Schneider, Diane Zeller, and William Scriber-Executive Director.

**ALSO PRESENT:** Pat McMahon-Supervisor of Development & Maintenance and Debbie Godden-Accounting Manager.

**MOTION 04-04-2301S:** A motion was made by Mr. Delia and seconded by Dr. Dighe to enter executive session. Motion passed. 6-Aye, 0-Nay.

**MOTION 04-04-2302S:** A motion was made by Ms. Zeller and seconded by Dr. Kares Smith to resume special meeting. Motion passed. 6-Aye, 0-Nay.

**MOTION 04-04-2303S:** A motion was made by Mr. Schneider and seconded by Ms. Zeller to authorize the Executive Director to sell the Liebherr Crane as presented. Motion passed. 6-Aye, 0-Nay.

**MOTION 04-04-2304S:** A motion was made by Ms. Zeller and seconded by Dr. Kares Smith to adjourn the special meeting at 4:52 PM. Motion passed. 6-Aye, 0-Nay.

---

Dr. Ranjit Dighe, Secretary/Treasurer

# Exhibit B



## **Administrative Report Topics – April 2023**

**William W. Scriber, Executive Director**

- Monthly operations update - (March 2023 attached)
- Update on projects:
  - West Dock – moving ahead with bid for construction.
- Inter Lake Container study (USDOT) underway with report in May.
- Have a new contract (\$\$) for west dock for company to lay cable in lake/river.
- 2024 break wall projects, quoted three companies.
- Submitted EDA (Federal Grant) plus a PIDP application.
- New Ad with Operation Oswego County, joint marketing – a first for the port.

TO: BOARD OF DIRECTORS  
 FROM: George Lloyd  
 SUBJECT: March 2023 Activity Report

Totals						
	# In	# Out	Total # In/Out	MT In	MT Out	Total MT In/Out
Trucks	102	344	446	3024.225	10402.470	13426.695
Railcars	0	6	6	0.000	540.382	540.382
Vessels	0	0	0	0.000	0.000	0.000
<b>Grand Totals</b>	<b>102</b>	<b>350</b>	<b>452</b>	<b>3024.225</b>	<b>10942.853</b>	<b>13967.077</b>
	Company	ST	MT	In/Out	Mode	#
Potash	Nutrien Ag Solutions	0.00	0.000	Inbound	Railcar	0
	Nutrien Ag Solutions	1720.25	1560.583	Outbound	Trucks	49
Grain	Anderson's Soybeans	0.00	0.000	Inbound	Trucks	0
	Anderson's Soybeans	0.00	0.000	Outbound	Trucks	0
	Anderson's Soybeans	0.00	0.000	Outbound	Railcar	0
	Anderson's Corn	3333.64	3024.225	Inbound	Trucks	102
	Anderson's Corn	204.13	185.183	Outbound	Trucks	6
	Anderson's Corn	595.67	540.382	Outbound	Railcar	6
Aluminum	Marubeni	0.00	0.000	Inbound	Railcar	0
	Marubeni	2426.51	2201.291	Outbound	Trucks	69
	Trafigura	0.00	0.000	Inbound	Trucks	0
	Trafigura	0.00	0.000	Inbound	Railcar	0
	Trafigura	0.00	0.000	Outbound	Trucks	0
	Glencore	0.00	0.000	Outbound	Trucks	0
	Glencore	0.00	0.000	Inbound	Railcar	0
	Glencore	0.00	0.000	Inbound	Trucks	0
	Goldman	0.00	0.000	Inbound	Railcar	0
	Goldman	0.00	0.000	Inbound	Trucks	0
	Goldman	71.12	64.519	Outbound	Trucks	2
	Goldman	0.00	0.000	Outbound	Railcar	0
	Concord	0.00	0.000	Outbound	Trucks	0
	Concord	0.00	0.000	Outbound	Railcar	0
	Concord	0.00	0.000	Inbound	Railcar	0
	Concord	0.00	0.000	Inbound	Trucks	0
	IXM	0.00	0.000	Inbound	Trucks	0
	IXM	0.00	0.000	Inbound	Railcar	0
	IXM	4572.20	4147.827	Outbound	Trucks	131
	Mitsubishi	0.00	0.000	Outbound	Trucks	0
	Mitsubishi	0.00	0.000	Inbound	Trucks	0
	Mitsubishi	0.00	0.000	Inbound	Railcar	0
	Mercuria	0.00	0.000	Inbound	Trucks	0
	Mercuria	0.00	0.000	Outbound	Trucks	0
	Mercuria	0.00	0.000	Outbound	Railcar	0
	Mercuria	0.00	0.000	Inbound	Railcar	0
Novelis Ingots	2472.56	2243.067	Outbound	Trucks	87	
Novelis Ingots	0.00	0.000	Inbound	Railcar	0	
Novelis Transfer Loads	0.00	0.000	Outbound	Trucks	0	
Dean Marine Rock/Stone	Rock/Stone	0.00	0.000	Inbound	Railcar	0

# Exhibit C-1

**Port of Oswego Authority**  
**Cash Position**  
 As of March 31, 2023

	<u>Beginning Balance</u>	<u>Debit</u>	<u>Credit</u>	<u>Net change</u>	<u>Ending Balance</u>
<b>1000600 · Imprest Fund - Key Bank</b>					
Total 1000600 · Imprest Fund - Key Bank	240,732.12	1,630,915.10	1,694,493.97	-63,578.87	<b>177,153.25</b>
<b>1000700 · Health Fund - Key Bank</b>					
Total 1000700 · Health Fund - Key Bank	1,959.99	2,500.00	983.92	1,516.08	<b>3,476.07</b>
<b>1001000 · Comptroller Fund - Key Bank</b>				0.00	
Total 1001000 · Comptroller Fund - Key Bank	5,007.91	150,549.87	135,867.24	14,682.63	<b>19,690.54</b>
<b>1001001 · Gen. State Checking - Key Bank</b>				0.00	
Total 1001001 · Gen. State Checking - Key Bank	1,917,471.37	141,955.04	952,253.48	-810,298.44	<b>1,107,172.93</b>
<b>1001500 · Key Money Market</b>				0.00	
Total 1001500 · Key Money Market	157,706.40	93.78	0.00	93.78	<b>157,800.18</b>
<b>TOTAL</b>	<u><b>2,322,877.79</b></u>	<u><b>1,926,013.79</b></u>	<u><b>2,783,598.61</b></u>	<u><b>-857,584.82</b></u>	<u><b>1,465,292.97</b></u>

Port of Oswego Authority  
**Balance Sheet**  
As of March 31, 2023

	<u>Mar 31, 23</u>	<u>Mar 31, 22</u>	<u>\$ Change</u>
<b>ASSETS</b>			
<b>Current Assets</b>			
<b>Checking/Savings</b>			
1000100 · Petty Cash	200.00	166.97	33.03
1000300 · Oswego Marina - Register fund	600.00	600.00	0.00
1000600 · Imprest Fund - Key Bank	177,153.25	255,309.21	-78,155.96
1000700 · Health Fund - Key Bank	3,476.07	728.06	2,748.01
1001000 · Comptroller Fund - Key Bank	19,690.54	18,342.83	1,347.71
1001001 · Gen. State Checking - Key Bank	1,107,172.93	130,751.32	976,421.61
1001500 · Key Money Market	157,800.18	12,607.73	145,192.45
1003300 · CD - Bldg Rehab Fund	88,238.67	87,555.98	682.69
<b>Total Checking/Savings</b>	<u>1,554,331.64</u>	<u>506,062.10</u>	<u>1,048,269.54</u>
<b>Accounts Receivable</b>			
1100000 · Accounts Receivable	225,616.82	183,572.57	42,044.25
<b>Total Accounts Receivable</b>	<u>225,616.82</u>	<u>183,572.57</u>	<u>42,044.25</u>
<b>Other Current Assets</b>			
1100103 · Accounts Receivable Other	995.04	3,656.85	-2,661.81
1100900 · Other Receivable	760,621.00	760,621.00	0.00
1201000 · Prepaid Insurance	81,319.82	59,260.83	22,058.99
1202000 · Prepaid expense	193.05	14,084.98	-13,891.93
1210000 · Inventory Asset	17,936.61	9,174.31	8,762.30
1300000 · Grant Receivable	1,204,457.85	1,204,457.85	0.00
1499000 · Undeposited Funds	35.00	135.00	-100.00
<b>Total Other Current Assets</b>	<u>2,065,558.37</u>	<u>2,051,390.82</u>	<u>14,167.55</u>
<b>Total Current Assets</b>	<u>3,845,506.83</u>	<u>2,741,025.49</u>	<u>1,104,481.34</u>
<b>Fixed Assets</b>			
1502000 · Land & Land Impr-Capital Assets	14,074,827.75	14,074,827.75	0.00
1502050 · Land & Land Impr-Held for Lease	1,376,575.13	1,376,575.13	0.00
1502100 · Alcan Water Line	1.00	1.00	0.00
1502300 · Bldgs & Improvem-Capital Assets	8,516,661.43	8,469,552.43	47,109.00
1502350 · Bldgs & Improvem-Held for Lease	4,019,489.22	4,012,217.36	7,271.86
1502400 · Office Equipment & Furniture	469,143.90	469,143.90	0.00
1502500 · Operating Equipment	3,166,293.41	3,157,893.41	8,600.00
1502501 · Equipment - Marina	284,972.58	284,972.58	0.00
1502600 · Computer Software	32,872.24	32,872.24	0.00
1502800 · Acc Dep-Bldg & Impr-Cap Assets	-6,529,748.54	-6,529,748.54	0.00
1502850 · Acc Dep Bldg & Impr-Held for Le	-2,221,428.00	-2,221,428.00	0.00
1502900 · Acc Dep - Operating Equip	-2,385,670.33	-2,385,670.33	0.00
1502905 · Acc Dep - Marina equipment	-227,418.00	-227,418.00	0.00
1503000 · Acc Dep - Office Equipment	-454,703.46	-454,703.46	0.00
1503100 · Acc Dep-Land & Impr-Cap Assets	-7,468,047.11	-7,468,047.11	0.00
1503101 · Acc Dep - Computer Software	-32,872.00	-32,872.00	0.00
1503150 · Acc Dep Land & Impr-Held for Le	-37,174.00	-37,174.00	0.00
1503600 · Equipment - New or Replacement	11,975.00	0.00	11,975.00
1505200 · Cap Imp - rail fall protect sys	9,420.16	0.00	9,420.16
1505600 · Cap Imp - Agricultural Center	14,510,760.71	14,273,254.28	237,506.43
1506600 · Cap Imp - RV Park	95,677.02	95,677.02	0.00
1507800 · Cap Imp - FEMA-West 2017	362,346.89	320,032.64	42,314.25
1507802 · Cap Imp - FEMA-East 2017	1,250,924.79	177,482.53	1,073,442.26
1508600 · Cap Imp-RED\ 19515-Goble Marina	542,080.44	541,986.96	93.48
1508900 · Cap Imp-Fitzgibbons Prop Imprv	160,556.00	39,065.10	121,490.90
<b>Total Fixed Assets</b>	<u>29,527,516.23</u>	<u>27,968,292.89</u>	<u>1,559,223.34</u>
<b>Other Assets</b>			
1800000 · Pension - Deferred Outflow	-76,109.00	-76,109.00	0.00
1800001 · Deferred Outflow - OPEB	519,043.00	519,043.00	0.00
<b>Total Other Assets</b>	<u>442,934.00</u>	<u>442,934.00</u>	<u>0.00</u>
<b>TOTAL ASSETS</b>	<u><b>33,815,957.06</b></u>	<u><b>31,152,252.38</b></u>	<u><b>2,663,704.68</b></u>
<b>LIABILITIES &amp; EQUITY</b>			



**Port of Oswego Authority**  
**Balance Sheet**  
As of March 31, 2023

	<u>Mar 31, 23</u>	<u>Mar 31, 22</u>	<u>\$ Change</u>
<b>Liabilities</b>			
<b>Current Liabilities</b>			
<b>Accounts Payable</b>			
2000100 · Accounts Payable	132,277.84	314,902.97	-182,625.13
<b>Total Accounts Payable</b>	<u>132,277.84</u>	<u>314,902.97</u>	<u>-182,625.13</u>
<b>Credit Cards</b>			
2000101 · Key Bank - Bill Mastercard	8,934.39	13,995.18	-5,060.79
2000103 · Lowe's credit card	60.59	346.98	-286.39
2000104 · Tractor Supply credit card	0.00	-48.00	48.00
<b>Total Credit Cards</b>	<u>8,994.98</u>	<u>14,294.16</u>	<u>-5,299.18</u>
<b>Other Current Liabilities</b>			
2000200 · Retainage Payable	52,157.76	134,586.88	-82,429.12
2000300 · Accounts Payable Other	0.00	110,692.16	-110,692.16
2000400 · A/P-Deferred COVID19 ER SS	0.00	19,414.06	-19,414.06
2000600 · Unearned Revenue	0.00	71,200.00	-71,200.00
2001000 · Accrued Salaries	49,791.08	49,791.08	0.00
2001200 · Accrued Compensation	53,350.23	53,350.23	0.00
2001600 · Accrued NYS Retirement Withheld	849.73	911.36	-61.63
2001700 · NYS Retirement Loan Withheld	756.00	766.00	-10.00
2001800 · NYS Retirement Arrears Withheld	163.66	165.19	-1.53
2002700 · Accrued NYS PFL withheld	1,497.23	1,041.64	455.59
2003000 · #1570A Pension Fund	14,585.38	0.00	14,585.38
2003100 · 1570 1% Checkoff Withheld	194.97	-2.59	197.56
2003200 · 1570 1/10% Checkoff Withheld	19.52	-0.26	19.78
2003300 · 1570A 9/10% Checkoff Withheld	175.45	-2.34	177.79
2003401 · 1570A Local Dues Withheld	369.26	-4.00	373.26
2005600 · Payments on Insurance Claims	961.95	961.95	0.00
2550000 · Sales Tax Payable	-30,699.45	0.00	-30,699.45
<b>Total Other Current Liabilities</b>	<u>144,172.77</u>	<u>442,671.36</u>	<u>-298,698.59</u>
<b>Total Current Liabilities</b>	<u>285,445.59</u>	<u>772,068.49</u>	<u>-486,622.90</u>
<b>Long Term Liabilities</b>			
2500400 · NYS Retirement Employer Contrl	-9,080.00	1,729.00	-10,809.00
2500500 · Advances from NYS	3,455,925.71	3,505,925.71	-50,000.00
2500900 · Rev Antic Note-Pathfinder Bank	0.00	406,531.11	-406,531.11
2501010 · Note Payable - PPP 2nd draw	374,895.00	374,895.00	0.00
2501400 · OPEB liability	2,466,448.00	2,466,448.00	0.00
2502100 · Note Payable - Liebherr Crane	281,035.95	324,789.06	-43,753.11
2600000 · Net Pension Liability - ERS	2,143.00	2,143.00	0.00
2800001 · Deferred inflow - OPEB	248,736.00	248,736.00	0.00
<b>Total Long Term Liabilities</b>	<u>6,820,103.66</u>	<u>7,331,196.88</u>	<u>-511,093.22</u>
<b>Total Liabilities</b>	<u>7,105,549.25</u>	<u>8,103,265.37</u>	<u>-997,716.12</u>
<b>Equity</b>			
3000500 · Contributed Capital	144,946.00	144,946.00	0.00
3001000 · Contributed Capital - Federal	45,777.00	45,777.00	0.00
3001500 · Grant from NYS	2,253,367.90	2,253,367.90	0.00
3001600 · Grant MultiCodul Capital Proj	2,073,783.33	2,073,783.33	0.00
3001700 · Grant-MultiModal	370,000.00	370,000.00	0.00
3001800 · Grant Energy Savings	60,000.00	60,000.00	0.00
3005000 · Retained Earnings	18,101,112.78	4,375,761.50	13,725,351.28
<b>Net Income</b>	<u>3,661,420.80</u>	<u>13,725,351.28</u>	<u>-10,063,930.48</u>
<b>Total Equity</b>	<u>26,710,407.81</u>	<u>23,048,987.01</u>	<u>3,661,420.80</u>
<b>TOTAL LIABILITIES &amp; EQUITY</b>	<u><b>33,815,957.06</b></u>	<u><b>31,152,252.38</b></u>	<u><b>2,663,704.68</b></u>

Port of Oswego Authority  
Profit & Loss  
March 2023

Ordinary Income/Expense	Period to Date				Year to Date				% Variance from Budget
	Actual	Prior	Budget	Actual	Prior	Budget	\$ Over Budget		
	Variance to		Prior		Budget				
Income									
4000000 - Storage	29,423.90	16,131.21	41,686.67	356,125.65	277,757.77	500,000.00	-143,874.35	-28.8%	
4100000 - Dockage	0.00	28,614.00	0.00	223,128.44	82,859.43	91,500.00	131,628.44	143.8%	
4200000 - Wharfage	0.00	25,610.95	0.00	260,264.96	185,263.54	270,000.00	-9,735.04	-3.6%	
4300000 - Loading and Unloading	68,444.25	69,524.37	82,500.00	1,388,974.07	442,471.30	750,000.00	638,974.07	85.2%	
4400000 - Rental	33,057.70	32,577.15	43,205.24	615,561.32	393,181.11	518,462.93	97,098.39	18.7%	
4500000 - Misc Income	144.35	12,111.56	33,333.33	1,137,849.06	225,277.18	400,000.00	737,849.06	184.5%	
4500000 - Stevedoring	0.00	2,500.00	0.00	1,869,920.70	566,223.28	1,000,000.00	869,920.70	87.0%	
4750000 - Profit Share	0.00	0.00	0.00	1,017,965.05	0.00	0.00	1,017,965.05	100.0%	
4800000 - Marina Income	10,350.00	-81,186.19	11,650.00	944,815.24	574,091.26	618,200.00	325,615.24	52.6%	
Total Income	132,420.20	105,883.05	192,355.24	7,514,604.49	2,747,124.87	4,149,162.93	3,465,441.56	83.5%	
Cost of Goods Sold									
4900000 - Cost of Goods Sold	0.00	0.00	0.00	477,907.16	280,641.88	275,000.00	202,907.16	73.8%	
Total COGS	0.00	0.00	0.00	477,907.16	280,641.88	275,000.00	202,907.16	73.8%	
Gross Profit	132,420.20	105,883.05	192,355.24	7,136,697.33	2,466,482.99	3,874,162.93	3,262,534.40	84.2%	
Expense									
5600000 - Personal Service	82,319.73	91,952.25	114,915.31	2,063,528.29	1,197,922.14	1,535,658.99	527,869.30	34.4%	
6050000 - Travel Expense	1,931.44	105.12	333.33	11,335.99	1,387.75	4,000.00	7,335.99	183.4%	
6100000 - Auto Expense	189.41	1,435.00	250.00	7,174.65	6,022.86	3,000.00	4,174.65	139.2%	
6110000 - Fuel expense	2,582.41	2,959.19	2,608.33	65,870.80	35,929.91	31,300.00	34,570.80	110.4%	
6150000 - Office Supplies	13,039.63	2,498.03	3,083.33	61,526.47	40,038.48	37,000.00	24,526.47	66.3%	
6150200 - General Insurance Expense	23,661.88	18,899.17	16,666.67	279,664.05	203,775.08	200,000.00	79,664.05	39.8%	
6200000 - Advertising & Printing	8,819.85	3,849.00	1,000.00	40,579.79	14,028.24	12,000.00	28,579.79	238.2%	
6250000 - Communications	863.42	3,007.39	2,833.33	34,797.66	36,382.46	34,000.00	797.66	2.3%	
6300000 - Fuel, Light & Power	9,058.09	12,560.35	4,333.33	85,688.15	61,968.91	52,000.00	33,688.15	64.8%	
6350000 - Household Supplies	3,125.64	1,739.91	1,291.67	30,944.15	19,297.74	15,500.00	15,444.15	99.6%	
6400000 - Payroll Taxes	7,181.18	-159,678.95	9,462.09	256,425.66	155,093.20	113,545.00	142,880.66	125.8%	
6450000 - Health Insurances	19,850.73	338,357.03	37,083.33	240,226.49	542,102.08	445,050.00	-204,773.51	-46.0%	
6500000 - ILA Pension	14,585.98	10,763.75	35,866.67	634,300.90	202,519.40	428,000.00	206,300.90	48.2%	
6500100 - ILA Workbooks	0.00	0.00	0.00	0.00	100.00	0.00	0.00	0.0%	
6510000 - IUOE Local 158 Fringes(-er)	0.00	0.00	1,760.00	0.00	679.20	21,120.00	-21,120.00	-100.0%	
6520000 - CSEA Workbooks/Workclothes	0.00	0.00	150.00	1,170.10	748.59	1,800.00	-629.90	-35.0%	
6550000 - Special Supplies	3,916.64	-152.51	4,583.33	407,146.70	57,991.06	55,000.00	352,146.70	640.3%	
655130a - Spec Supp & Ex - Metered Water	0.00	2,089.10	416.67	5,971.70	5,187.75	5,000.00	971.70	19.4%	
6551500 - Spec Supp & Ex - Comm Support	0.00	0.00	875.00	11,325.00	0.00	10,500.00	825.00	7.9%	
6560000 - Professional Services	18,093.19	22,223.57	8,333.33	457,747.00	151,988.61	100,000.00	357,747.00	357.7%	
6570000 - Marina Supp & Expenses	2,246.05	2,141.82	2,624.99	78,950.69	42,965.37	41,000.00	37,950.69	92.6%	
6580000 - Education/Training	299.00	-106.50	83.33	10,762.40	473.50	1,000.00	9,762.40	976.2%	

Port of Oswego Authority  
Profit & Loss  
March 2023

	Period to Date			Year to Date			% Variance from Budget
	Actual	Prior	Budget	Actual	Prior	Budget	
6590000 - Technical Services	0.00	4,325.00	1,666.67	34,315.50	19,940.00	20,000.00	14,315.50
660000a - Repairs & Maintenance	20,637.58	17,453.82	7,590.00	135,790.54	89,414.89	90,000.00	45,790.54
6650000 - Repairs due to ILA accidents	0.00	0.00	0.00	1,455.00	0.00	0.00	1,455.00
6670000 - House Gasoline	0.00	0.00	0.00	2,939.39	1,329.95	0.00	2,939.39
6680000 - Hammermill property lease	0.00	0.00	0.00	75,600.00	0.00	50,400.00	25,200.00
6700000 - Rentals	0.00	0.00	2,083.33	57,632.96	8,481.30	25,000.00	32,632.96
6700200 - Lease-Track Mobile	2,558.00	2,558.00	2,558.00	30,696.00	30,696.00	30,696.00	0.00
6700300 - Lease - other equipment leases	9,760.00	9,760.00	9,760.00	117,120.00	116,938.00	117,120.00	0.00
6700301 - Lease - vehicles	292.92	282.66	282.66	4,211.86	3,381.92	3,391.92	819.94
6700400 - Contract trucking	0.00	0.00	0.00	0.00	74,000.00	0.00	0.00
6730000 - FEMA 4480 - Covid19 Expenses	0.00	0.00	166.67	213.98	4,853.44	2,000.00	-1,786.02
6750000 - Write offs	0.00	233.28	166.67	0.40	4,455.45	2,000.00	-1,999.60
6800000 - Museum	1,415.35	958.84	583.33	8,250.21	7,578.25	7,000.00	1,250.21
6850000 - Interest Expense	2,925.83	2,348.87	2,639.11	23,229.01	73,297.38	31,669.32	-8,440.31
6900000 - Freight Expense	211.41	1,142.80	83.33	5,495.36	4,117.93	1,000.00	4,495.36
Total Expense	249,572.76	393,707.78	275,843.81	5,282,085.86	3,215,076.62	3,528,701.23	1,755,365.63
Net Ordinary Income	-117,152.56	-287,824.74	-83,488.57	1,854,610.47	-748,595.63	347,461.70	1,507,148.77
Other Income/Expense							
9000000 - Interest Income	7,118.82	82.12	83.33	30,011.82	1,046.14	1,000.00	29,011.62
9000001 - Grant - Agricultural Center	0.00	968,595.78	0.00	1,190,854.22	13,473,922.81	1,492,898.19	-302,043.97
9000011 - Grants - miscellaneous	871.86	17,416.67	0.00	16,827.86	17,416.67	800.00	16,027.86
9000014 - NYS Grant Pin 3935.59 ET Pier	0.00	0.00	0.00	0.00	772,851.96	361,283.85	-361,283.85
9000017 - FEMA DR 4348	0.00	145,400.80	0.00	484,832.61	124,442.07	5,746,744.06	-5,261,911.45
9000018 - FEMA DR 4472	0.00	0.00	0.00	0.00	62,652.30	0.00	0.00
9000019 - Grant-POA Harbor Deepening	0.00	0.00	0.00	300,000.00	0.00	0.00	300,000.00
9000021 - FEMA DR 4480 (COVID)	7,941.30	0.00	0.00	7,941.30	0.00	0.00	7,941.30
9000051 - Tenant capital/coast share	0.00	0.00	0.00	0.00	174,842.00	0.00	0.00
9000900 - PPP Loans Forgiven	0.00	0.00	0.00	0.00	354,500.00	374,895.00	-374,895.00
9001300 - REDI - West Pier (Lehigh)	0.00	0.00	0.00	0.00	66,500.00	0.00	0.00
9001400 - REDI - Goble Marina	0.00	27,980.80	0.00	0.00	541,986.96	1,148,966.35	-1,148,966.35
Total Other Income	15,931.98	1,159,486.17	83.33	2,030,467.61	15,590,160.91	9,126,587.45	-7,096,119.84
Other Expense							
9000400 - Windmill Proj Rd Improvements	0.00	0.00	0.00	172,389.56	0.00	0.00	172,389.56
9000700 - Profit Sharing Exp - Castalloop	0.00	0.00	0.00	51,267.72	0.00	0.00	51,267.72
Total Other Expense	0.00	0.00	0.00	223,657.28	0.00	0.00	223,657.28
Net Other Income	15,931.98	1,159,486.17	83.33	1,806,810.33	15,590,160.91	9,126,587.45	-7,319,777.12
Net Income	-101,220.58	-871,661.43	-83,405.24	3,661,420.80	-11,180,144.48	9,474,049.15	-5,812,628.35

Port of Oswego Authority  
**Marina Profit & Loss**  
 April 2022 through March 2023

Apr '22 - Mar 23

Ordinary Income/Expense

Income

4400000 · Rental	1,100.00
4500000 · Misc Income	133.40
4800000 · Marina Income	
4800100 · Marina Inc - Slip Rental	164,425.00
4800101 · Marina Inc-Transient mooring	69,749.00
4800200 · Marina Inc - Misc	500.00
4800300 · Marina Inc - Storage	70,232.00
4800301 · Marina Inc-MastUnstepStoreStep	1,793.00
4800400 · Marina Inc - Gas Sales	561,814.07
4800500 · Marina Inc-Gin Pole	21,511.00
4800501 · Marina Inc-Hoist	2,940.00
4800600 · Marina-FishClean/OYC/Barn Rent	1,200.00
4800800 · Marina Inc - Towing services	18,203.25
4800900 · Marina Inc - Service/Labor	8,957.41
4801000 · Marina Inc - Winterization	20,228.00
4801100 · Marina Inc - Tackle	178.48
4801200 · Marina Inc - Boat Supply	1,421.53
4801400 · Marina Inc - Beverages	149.50
4801500 · Marina Inc - Snacks	268.00
4801700 · Marina Inc - Ice	1,245.00

Total 4800000 · Marina Income 944,815.24

Total Income 946,048.64

Cost of Goods Sold 477,907.16

Gross Profit 468,141.48

Expense

5000000 · Personal Service	102,951.93
615000a · Office Supplies	1,334.95
625000a · Communications	1,458.95
635000a · Household Supplies	817.07
640000a · Payroll Taxes	7,779.94
645000a · Health Insurances	1,142.01
6520000 · CSEA Workboots/Workclothes	132.00
655000a · Special Supplies	
6550000 · Spec Supp & Ex - Miscellaneous	56.76
6550200 · Spec Supp & Ex - Dump Fees	1,874.04
6550500 · Spec Supp & Ex - New Signage	23.50
6550900 · Spec Supp & Ex - Cooler Port	7.99
6551201 · Spec Supp & Ex - Security	599.23
Total 655000a · Special Supplies	<u>2,561.52</u>

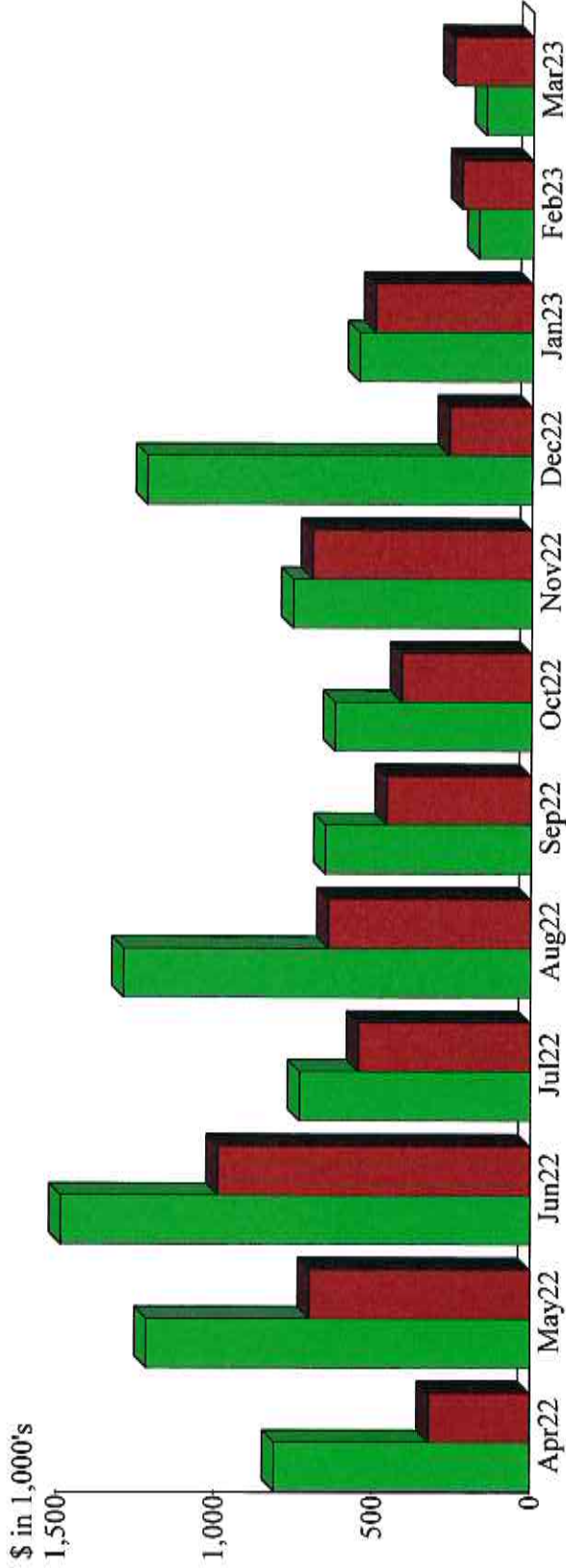
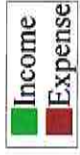
6570000 · Marina Supp & Expenses

6571000 · MarinaSupp & Ex-Misc	2,234.13
6571200 · MarinaSupp & Ex-Maintenance	1,322.52
6571201 · MarinaSupp & Ex-Equip repairs	21,211.25
6571300 · MarinaSupp & Ex-Utilities	10,988.84
6571400 · MarinaSupp & Ex-Credit Card Exp	34,302.04
6571600 · MarinaSupp & Ex-Winteriz costs	6,758.27

Port of Oswego Authority  
**Marina Profit & Loss**  
April 2022 through March 2023

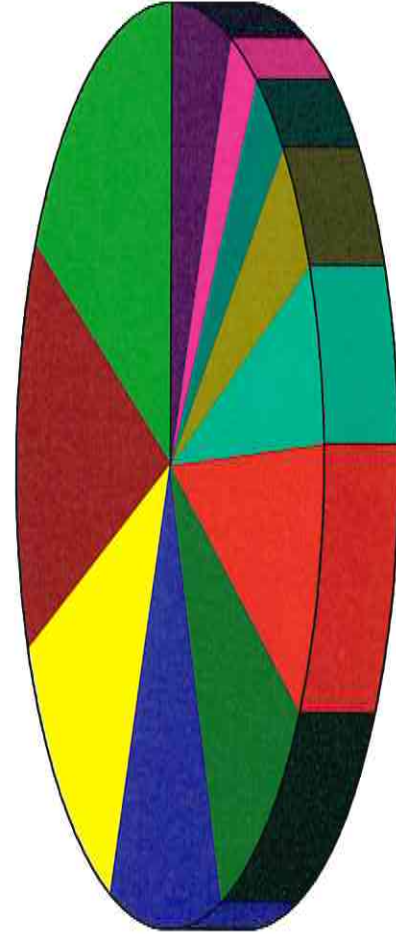
	<u>Apr '22 - Mar 23</u>
6571700 · MarinaSupp & Ex-Cable	1,867.71
6571800 · Marina Supp & Ex-reg over/short	-38.57
6573000 · MarinaSupp & Ex-Ice	300.00
<b>Total 6570000 · Marina Supp &amp; Expenses</b>	<b>78,946.19</b>
6580000 · Education/Training	-114.00
660000a · Repairs & Maintenance	3,059.35
6670000 · House Gasoline	1,038.59
6700300 · Lease - other equipment leases	6,840.00
6750000 · Write offs	0.40
6900000 · Freight Expense	134.83
<b>Total Expense</b>	<b>208,083.73</b>
<b>Net Ordinary Income</b>	<b>260,057.75</b>
<b>Other Income/Expense</b>	
<b>Other Income</b>	
9000000 · Interest Income	0.42
9000011 · Grants - miscellaneous	871.86
<b>Total Other Income</b>	<b>872.28</b>
<b>Net Other Income</b>	<b>872.28</b>
<b>Net Income</b>	<b>260,930.03</b>

Income and Expense by Month  
April 2022 through March 2023



Income Summary  
April 2022 through March 2023

4600000 · Stevedoring	17.31%
4300000 · Loading and Unloading	14.40
9000001 · Grant - Agricultural Center	12.35
4500000 · Misc Income	11.80
4750000 · Profit Share	10.55
4800000 · Marina Income	9.80
4400000 · Rental	6.38
9000017 · FEMA DR 4348	5.03
4000000 · Storage	3.69
9000019 · Grant-POA Harbor Deepening	3.11
Other	5.58
Total	\$9,645,072.10



By Account

# Exhibit C-2

**Port of Oswego Authority  
Imprest Fund**

March 2, 2023  
W-146

Name	Paid Amt.
WD Malone Trucking & Excavating, Inc. Pay App #2	\$678,467.89
	<hr/> <b>\$678,467.89</b>



**Port of Oswego Authority Imprest Fund**

March 6, 2023

W-147

<b>Benefit Resource, Inc.</b>		<b>100.00</b>
	Monthly Administration Fee	
<b>Burke's Do-it-Best Home Center</b>		<b>97.88</b>
	Paint	
<b>Centerstate Corporation for Economic Oppo</b>		<b>4,850.00</b>
	CEO Investor Membership	
<b>Cintas</b>		<b>168.36</b>
	Floor Mats & Work Uniforms	
<b>CIT Group Inc</b>		<b>2,558.00</b>
	Trackmobile Lease	
<b>Constellation - Master</b>		<b>16.03</b>
	Electric Supply - 1 Account	
<b>Cooper Electric</b>		<b>115.86</b>
	Nuts & Bolts for New Sign	
<b>Ed &amp; Ed Business Technology, Inc.</b>		<b>110.49</b>
	Contract Charge for Copier	
<b>Glider Oil</b>		<b>29.17</b>
	Port Propane	
<b>LEAF</b>		<b>5,375.85</b>
	Liebherr Crane	
<b>Mohawk Global Logistics Corp</b>		<b>875.00</b>
	FTZ Project Consulting	
<b>NaGr #-09104 lighting-1 gate,1 NE corner</b>		<b>78.27</b>
	Electric Delivery - 1 Account	
<b>Oswego Auto Parts</b>		<b>213.98</b>
	Shop Supply, Hydraulic Oil	
<b>Oswego Co. Bus. Mag., Inc.</b>		<b>439.00</b>
	Advertising, February-March Ad	
<b>S&amp;B Computer and Office Products, Inc.</b>		<b>46.02</b>
	Office Supply	
<b>Sprague Operating Resources LLC</b>		<b>971.75</b>
	Electric Supply - 4 Accounts	
<b>Thompson &amp; Johnson Equipment Co., Inc.</b>		<b>1,196.00</b>
	2 Fork Lift Rentals	
<b>WRVO</b>		<b>713.97</b>
	Advertising	
<b>Young/Sommer, LLC</b>		<b>210.00</b>
	Legal Fees - Dome 4 Project	
<b>Check Total Paid</b>		<b>\$18,165.63</b>

**Port of Oswego Authority  
Imprest Fund**

W-151  
March 13, 2023

<b>Brady Systems</b>		<b>4,365.88</b>
	Truck Scale Repair	
<b>Burke's Do-it-Best Home Center</b>		<b>12.99</b>
	Drill Bit Kit	
<b>Butler Disposal Systems Inc</b>		<b>231.73</b>
	Trash & Recycle Service	
<b>City of Oswego Water</b>		<b>540.00</b>
	3 Water & Sewer Accounts	
<b>Computer Outlet North, Inc.</b>		<b>153.00</b>
	Monthly Emails & Cloud Backup	
<b>Glider Oil</b>		<b>183.84</b>
	Port Propane	
<b>Great Lakes Seaway Review</b>		<b>775.00</b>
	Advertising in Great Lakes Seaway Review	
<b>Lowe's</b>		<b>260.20</b>
	Monthly Charges	
<b>National Grid</b>		<b>10,047.33</b>
	Gas & Electric Delivery - 15 Accounts	
<b>NYS Insurance Fund - WC</b>		<b>2,160.23</b>
	Monthly Worker's Comp. Premium	
<b>Palladium Times</b>		<b>42.80</b>
	Advertising in Local Newspaper	
<b>Paychex</b>		<b>749.27</b>
	Payroll Administration & Delivery Fees	
<b>RingSquared (formerly Magna5)</b>		<b>30.74</b>
	Marina Phone Service	
<b>Shark Welding &amp; Repair Service</b>		<b>7,900.00</b>
	Installation of Fall Protection for Rail Car Loading	
<b>WEX Inc.</b>		<b>301.96</b>
	Gasoline for Port Vehicles	
		<b>27,754.97</b>

**Port of Oswego Authority  
Imprest Fund**

W-155  
March 21, 2023

<b>AMCS Group Inc</b>		<b>993.90</b>
	PC Scale Support	
<b>Bousquet Holstein PLLC</b>		<b>11,249.75</b>
	Legal Services - Grain Handling Project, Hammermill, General Counsel	
<b>Business Council of NYS, Inc.</b>		<b>346.11</b>
	Life, AD&D, LTD Insurance	
<b>Fastenal Company</b>		<b>759.41</b>
	Sanding Disks	
<b>FitzGibbons Agency LLC</b>		<b>51,994.51</b>
	Multiple Policy Installments	
<b>Glider Oil</b>		<b>767.37</b>
	Port Propane and Diesel	
<b>GM Financial Leasing</b>		<b>292.92</b>
	Equinox Lease	
<b>Haun Welding Supply Inc.</b>		<b>147.28</b>
	Cylinder Rental for February	
<b>Lindsey Aggregates, Inc.</b>		<b>980.50</b>
	Ice Melt Sand/Salt Mix	
<b>Pitney Bowes Global Financial Serv LLC</b>		<b>201.18</b>
	Postage Machine Lease	
<b>Pitney Bowes Purchase Power</b>		<b>201.00</b>
	Postage Meter Refill	
<b>S&amp;B Computer and Office Products, Inc.</b>		<b>465.51</b>
	Port Water and Office Supply	
<b>Shark Welding &amp; Repair Service</b>		<b>4,960.00</b>
	Support Post Installation under Steel Walkway	
<b>Taylor Northeast, Inc.</b>		<b>12,664.00</b>
	Fork Lift Rentals (8)	
<b>Wells Fargo Financial Leasing</b>		<b>4,400.00</b>
<b>Check Total Paid</b>		<b>90,423.44</b>

**Port of Oswego Authority  
Imprest Fund**

March 16, 2023  
W-152

Name	Paid Amt.
State of New York	
Annual Repayment	\$50,000.00
	<hr/> \$50,000.00

**Port of Oswego Authority  
Imprest Fund**

March 27, 2023  
W-156

<b>American Great Lakes Ports Association</b>		<b>747.34</b>
	Oswego to Detroit Aluminum Study	
<b>Chirello Advertising</b>		<b>8,380.85</b>
	Multiple Public Relation Items	
<b>Cintas</b>		<b>468.72</b>
	Floor Mats & Work Uniforms	
<b>CSEA Employee Benefit Fund</b>		<b>1,323.80</b>
	Dental & Vision Insurance	
<b>FedEx (Express &amp; Ground)</b>		<b>53.86</b>
	Shipping Charge	
<b>Glider Oil</b>		<b>580.01</b>
	Port Propane & Diesel	
<b>LEAF</b>		<b>156.99</b>
	Copier Payment	
<b>Oswego Auto Parts</b>		<b>199.41</b>
	Starter for 2002 F-350 Diesel	
<b>Paychex</b>		<b>1,876.54</b>
	Payroll Administration	
<b>Rapid Refill</b>		<b>92.77</b>
	Toner Cartridge (Scales Office)	
<b>S&amp;B Computer and Office Products, Inc.</b>		<b>370.96</b>
	Port Water & Office Supply	
<b>Spectrum Business (Marina)</b>		<b>94.98</b>
	Marina Internet	
<b>Spectrum Business (Port)</b>		<b>109.97</b>
	Port Phone & Internet	
<b>Taylor Northeast, Inc.</b>		<b>10,830.67</b>
	Fork Lift Rental, Tilt Cylinder, Bearing Mast Roller	
<b>Young/Sommer, LLC</b>		<b>660.00</b>
	Dome 4 Development Project	
<b>CHECK TOTAL PAID</b>		<b>25,946.87</b>

**Port of Oswego Authority**  
**A/P Aging Summary**  
As of March 31, 2023

	Current	1 - 30	31 - 60	61 - 90	91 - 120	> 120	TOTAL
Aflac	937.56	0.00	0.00	0.00	0.00	0.00	937.56
American Great Lakes Ports Association	0.00	568.00	0.00	0.00	0.00	0.00	568.00
AmVet Office Supplies, LLC	63.99	0.00	0.00	0.00	0.00	0.00	63.99
Benefit Resource, Inc.	100.00	0.00	0.00	0.00	0.00	0.00	100.00
Bond, Schoeneck & King, PLLC	9,257.50	936.25	0.00	0.00	0.00	0.00	10,193.75
Bousquet Holstein PLLC	8,326.60	0.00	0.00	0.00	0.00	0.00	8,326.60
Brady Systems	1,466.00	0.00	0.00	0.00	0.00	0.00	1,466.00
Brown Carbonic Sales Co.	0.00	300.00	0.00	0.00	0.00	0.00	300.00
Burke's Do-it-Best Home Center	147.87	0.00	0.00	0.00	0.00	0.00	147.87
Butler Disposal Systems Inc	231.73	0.00	0.00	0.00	0.00	0.00	231.73
C&S Engineers, Inc.	56,577.07	0.00	0.00	0.00	0.00	0.00	56,577.07
Cintas	84.18	0.00	0.00	0.00	0.00	0.00	84.18
CIT Group Inc	2,558.00	0.00	0.00	0.00	0.00	0.00	2,558.00
Computer Outlet North, Inc.	0.00	157.50	0.00	0.00	0.00	0.00	157.50
Cooper Electric	711.28	0.00	0.00	0.00	0.00	0.00	711.28
CSX Transportation	0.00	75.00	0.00	0.00	0.00	0.00	75.00
Emerson Oil Co., Inc.	709.45	0.00	0.00	0.00	0.00	0.00	709.45
Empire Hydraulics & Machine, LLC	1,457.34	0.00	0.00	0.00	0.00	0.00	1,457.34
Glider Oil	1,115.50	0.00	0.00	0.00	0.00	0.00	1,115.50
ICC Community Development Solutions LLC	1,365.00	0.00	0.00	0.00	0.00	0.00	1,365.00
Jerome Fire Equipment Co., Inc.	550.00	0.00	0.00	0.00	0.00	0.00	550.00
Key Bank - B	10,748.33	0.00	0.00	0.00	0.00	0.00	10,748.33
LexisNexis	200.00	0.00	0.00	0.00	0.00	0.00	200.00
Mohawk Global Logistics Corp	250.00	0.00	0.00	0.00	0.00	0.00	250.00
NaGr #-04008 security gate, entrance elec	220.82	0.00	0.00	0.00	0.00	0.00	220.82
NaGr #-05002 gas & elec new garage	493.74	0.00	0.00	0.00	0.00	0.00	493.74
NaGr #-09104 lighting-1 gate,1 NE corner	104.57	0.00	0.00	0.00	0.00	0.00	104.57
NaGr #-10106 electric- barrel bldg	20.40	0.00	0.00	0.00	0.00	0.00	20.40
NaGr #-32051 storage (silo & barrel bld)	2,651.86	0.00	0.00	0.00	0.00	0.00	2,651.86
NaGr #-38103 gas & elec main warehouse	1,944.30	0.00	0.00	0.00	0.00	0.00	1,944.30
NaGr #-38107 gas museum	170.81	0.00	0.00	0.00	0.00	0.00	170.81
NaGr #-38118 marina - unit B	712.81	0.00	0.00	0.00	0.00	0.00	712.81
NaGr #-39107 F&W	2,168.59	0.00	0.00	0.00	0.00	0.00	2,168.59
NaGr #-40109 electric derrick	20.40	0.00	0.00	0.00	0.00	0.00	20.40
NaGr #-40127 11 Lake St gas & elec	47.08	0.00	0.00	0.00	0.00	0.00	47.08
NaGr #-41109 electric museum	415.49	0.00	0.00	0.00	0.00	0.00	415.49
NaGr #-47025 marina - pier B	30.17	0.00	0.00	0.00	0.00	0.00	30.17
NaGr #-74022 Vinagar Hill	20.40	0.00	0.00	0.00	0.00	0.00	20.40
NaGr #-83002 - 22 Mercer - Security Pole	26.74	0.00	0.00	0.00	0.00	0.00	26.74
NaGr #-91027 marina - pier A	73.66	0.00	0.00	0.00	0.00	0.00	73.66
NYS Dept. of Agriculture & Markets	15.00	0.00	0.00	0.00	0.00	0.00	15.00
Onondaga Co. Industrial Development Agy.	5,500.00	0.00	0.00	0.00	0.00	0.00	5,500.00
Oswego Auto Parts	27.06	-110.00	0.00	0.00	0.00	0.00	-82.94
Pathfinder Bank - LOC (Goble/FEMA)	2,925.83	0.00	0.00	0.00	0.00	0.00	2,925.83
Pullen's Plumbing & Heating Supply	0.00	51.10	0.00	0.00	0.00	0.00	51.10
S&B Computer and Office Products, Inc.	533.35	0.00	0.00	0.00	0.00	0.00	533.35
Shark Welding & Repair Service	7,440.00	0.00	0.00	0.00	0.00	0.00	7,440.00
Sprague Operating Resources LLC	834.49	0.00	0.00	0.00	0.00	0.00	834.49
Standard Security Life Ins. Co. of NY	958.48	0.00	0.00	0.00	0.00	0.00	958.48
Taylor Northeast, Inc.	120.85	0.00	0.00	0.00	0.00	0.00	120.85
Thompson & Johnson Equipment Co., Inc.	1,196.00	0.00	0.00	0.00	0.00	0.00	1,196.00
Wells Fargo Financial Leasing	4,400.00	0.00	0.00	0.00	0.00	0.00	4,400.00
WEX Inc.	369.69	0.00	0.00	0.00	0.00	0.00	369.69
<b>TOTAL</b>	<b>130,299.99</b>	<b>1,977.85</b>	<b>0.00</b>	<b>0.00</b>	<b>0.00</b>	<b>0.00</b>	<b>132,277.84</b>

2:07 PM  
04/21/23

**Port of Oswego Authority  
A/R Aging Summary  
As of March 31, 2023**

	Current	1 - 30	31 - 60	61 - 90	91 - 120	> 120	TOTAL
*Transient	0.00	0.00	0.00	0.00	864.00	614.62	1,478.62
Arcuri, Graig	0.00	0.00	0.00	0.00	864.00	0.00	864.00
Burkhart, Dave	1,350.00	0.00	0.00	0.00	0.00	0.00	1,350.00
Concord Resources, Ltd.	0.00	0.00	0.00	0.00	0.00	1.35	1.35
DeLong, Frederick	0.00	-375.00	0.00	0.00	0.00	0.00	-375.00
Enwright, Fran	600.00	0.00	0.00	0.00	0.00	0.00	600.00
General Services Admin.	8,853.80	0.00	0.00	0.00	0.00	0.00	8,853.80
Glencore LTD.	0.00	0.00	3,282.75	0.00	0.00	0.00	3,282.75
Goldman Sachs & Co	924.04	4,605.23	1,712.61	0.00	0.00	0.00	7,241.88
IXM Trading LLC/Louis Dreyfus Co.	8,328.84	0.00	0.00	0.00	0.00	0.00	8,328.84
Kerr, James	0.00	0.00	0.00	0.00	864.00	1,330.78	2,194.78
Kuehne & Nagel Inc.	51,162.36	32,935.07	27,969.38	4,511.92	0.00	0.00	116,578.73
Lehigh Hanson (Essroc)	0.00	0.00	0.00	3,858.85	3,358.39	0.00	7,217.24
Lockwood, Jeremy	0.00	0.00	0.00	0.00	0.00	135.00	135.00
Manning, Greg	0.00	0.00	0.00	0.00	864.00	0.00	864.00
Marubeni America Corp.	8,776.77	0.00	0.00	0.00	0.00	0.00	8,776.77
McKeil Marine	0.00	0.00	5,377.64	0.00	0.00	0.00	5,377.64
Mercuria Energy America, LLC	10.43	0.00	0.00	0.00	0.00	0.00	10.43
Mitsubishi International Corporation	151.85	0.00	0.00	0.00	0.00	0.00	151.85
Novelis Rolled Products	35.00	2,164.83	6,006.97	0.00	0.00	0.00	8,206.80
Nutrien Ag Solutions - CPS	1,135.75	276.02	146.59	127.13	0.00	0.00	1,685.49
Oswego Expeditions/Destination Exp...	0.00	0.00	0.00	-100.00	0.00	0.00	-100.00
Oswego Yacht Club	0.00	-100.00	0.00	0.00	0.00	0.00	-100.00
Page Material Management	65.81	0.00	0.00	0.00	0.00	0.00	65.81
Rio Tinto Alcan, Inc	146.61	1,664.61	0.00	0.00	0.00	0.00	1,811.22
Shark-Attach, LLC	0.00	425.00	425.00	0.00	0.00	0.00	850.00
Staves, James	2,200.00	0.00	0.00	0.00	0.00	0.00	2,200.00
The Andersons Inc	11,467.74	23,681.32	0.00	0.00	0.00	0.00	35,149.06
Tuttle, Skyler	1,150.00	0.00	0.00	0.00	0.00	0.00	1,150.00
WT Terminal Oswego, LLC	0.00	0.00	0.00	1,765.76	0.00	0.00	1,765.76
<b>TOTAL</b>	<b>96,359.00</b>	<b>65,277.08</b>	<b>44,920.94</b>	<b>10,163.66</b>	<b>6,814.39</b>	<b>2,081.75</b>	<b>225,616.82</b>

1. Collection letter sent
2. Received 4/12/2023
3. Received 4/6/2023
4. Received 4/12/2023
5. Received 4/12/2023
6. Sent an email
7. Sent and email
8. Received 4/7/2023
9. Received 4/10/2023

**Port of Oswego Authority**  
**Loan Summary**  
as of March 31, 2023

<u>Name</u>	<u>Loan Balance</u>	<u>Available</u>	<u>Rate</u>
NYS first advances	\$ 3,455,925.71	\$ -	0.00%
Pathfinder Bank - LOC	\$ -	\$ 500,000.00	7.00%
Pathfinder Bank - LOC FEMA/REDI	\$ -	\$ 1,400,000.00	7.00%
Pathfinder Bank - RAN	\$ -	\$ 7,000,000.00	7.30%
Note Payable - Liebherr Crane	\$ 281,035.95	\$ -	5.50%
PPP Second Draw Loan	\$ 374,895.00 *	\$ -	1.00%

\* forgiveness application submitted



Port of Oswego Authority  
Schedule of Assets  
As of March 31, 2023

	<u>Cost</u>	<u>Accum. Depr.</u>	<u>Net Book Value</u>
<b>Fixed Assets</b>			
1502000 · Land & Land Impr-Capital Assets	14,074,827.75	-7,468,047.11	6,606,780.64
1502050 · Land & Land Impr-Held for Lease	1,376,575.13	-37,174.00	1,339,401.13
1502100 · Alcan Water Line	1.00	0.00	1.00
1502300 · Bldgs & Improvem-Capital Assets	8,516,661.43	-6,529,748.54	1,986,912.89
1502350 · Bldgs & Improvem-Held for Lease	4,019,489.22	-2,221,428.00	1,798,061.22
1502400 · Office Equipment & Furniture	469,143.90	-454,703.46	14,440.44
1502500 · Operating Equipment	3,166,293.41	-2,385,670.33	780,623.08
1502501 · Equipment - Marina	284,972.58	-227,418.00	57,554.58
1502600 · Computer Software	32,872.24	-32,872.24	0.00
<b>Total Fixed Assets</b>	<u>31,940,836.66</u>	<u>-19,357,061.68</u>	<u>12,583,774.98</u>

Port of Oswego Authority  
YTD Sales Report  
April 2022 through March 2023

Income	Apr '22 - Mar 23	%	Apr '21 - Mar 22	%	\$ Change
<b>4000000 · Storage</b>					
4002700 · Storage - Traffigura	0.00	0.00%	20,286.83	0.74%	-20,286.83
4002800 · Storage - Marubeni	42,576.54	0.56%	38,160.54	1.39%	4,416.00
4002900 · Storage - Glencore	1,461.64	0.02%	8,100.11	0.28%	-6,638.47
4003000 · Storage - Goldman Sachs	17,715.00	0.23%	92,924.86	3.38%	-75,209.86
4003400 · Storage - Mercuria	33,447.18	0.44%	60,810.39	2.21%	-27,363.21
4003500 · Storage - Mitsubishi	5,902.60	0.08%	0.00	0.00%	5,902.60
4003600 · Storage - The Andersons	105,950.79	1.39%	40,000.00	1.46%	65,950.79
4003700 · Storage - Hammormill Site	67,200.00	0.88%	0.00	0.00%	67,200.00
4003800 · Storage - Alcoa	5,215.55	0.07%	0.00	0.00%	5,215.55
4003900 · Storage - Kuehne & Nagel	21,234.21	0.28%	0.00	0.00%	21,234.21
4005000 · Storage - Miscellaneous	13,268.22	0.17%	4,800.00	0.17%	8,468.22
4008100 · Storage - IXM	42,149.87	0.55%	12,659.44	0.46%	29,490.43
4009000 · Storage - Concord Resources Ltd	4.05	0.00%	15.60	0.00%	-11.55
<b>Total 4000000 · Storage</b>	<b>358,125.65</b>	<b>4.68%</b>	<b>277,757.77</b>	<b>10.11%</b>	<b>78,367.88</b>
<b>4100000 · Dockage</b>					
4100200 · Dockage - Lehigh Hanson	22,817.28	0.30%	26,572.70	0.97%	-3,755.42
4102200 · Dockage - New England Steamship	130,958.26	1.72%	30,811.16	1.12%	100,147.10
4102700 · Dockage - McKeil Marine	27,772.08	0.36%	9,693.02	0.35%	18,079.06
4102900 · Dockage - WT Terminal	4,480.08	0.06%	3,747.48	0.14%	732.60
4103000 · Dockage - Alcoa	7,057.36	0.09%	0.00	0.00%	7,057.36
4105000 · Dockage - Miscellaneous	22,500.00	0.30%	3,000.00	0.11%	19,500.00
4105100 · Dockage - Seaway Marine Trsprt	7,543.38	0.10%	9,035.07	0.33%	-1,491.69
<b>Total 4100000 · Dockage</b>	<b>223,128.44</b>	<b>2.93%</b>	<b>82,859.43</b>	<b>3.02%</b>	<b>140,269.01</b>
<b>4200000 · Wharfage</b>					
4200100 · Wharfage - Nutrien Ag	14,831.45	0.19%	20,246.27	0.74%	-5,414.82
4200200 · Wharfage - Lehigh Hanson	64,233.37	0.84%	76,433.27	2.78%	-12,199.90
4201000 · Wharfage - Kuehne & Nagel	9,987.94	0.13%	0.00	0.00%	9,987.94
4202500 · Wharfage - Marubeni	30,540.57	0.40%	28,461.57	1.04%	2,079.00
4202700 · Wharfage - Glencore	1,619.15	0.02%	0.00	0.00%	1,619.15
4202800 · Wharfage - Traffigura	0.00	0.00%	17,271.28	0.63%	-17,271.28
4203100 · Wharfage - Goldman Sachs	2,698.94	0.04%	0.00	0.00%	2,698.94
4203300 · Wharfage - IXM	11,755.82	0.15%	4,045.12	0.15%	7,710.70
4203600 · Wharfage - Mercuria	41,901.72	0.55%	7,414.47	0.27%	34,487.25
4203600 · Wharfage - WT Terminal Oswego	6,846.53	0.09%	5,780.60	0.21%	1,065.93
4203700 · Wharfage - Alcoa	12,417.98	0.16%	0.00	0.00%	12,417.98
4203800 · Wharfage - GE	15,370.37	0.20%	0.00	0.00%	15,370.37
4205600 · Wharfage - Andersons	34,296.22	0.45%	25,610.95	0.93%	8,685.27
4205700 · Wharfage - Mitsubishi	13,764.90	0.18%	0.00	0.00%	13,764.90
<b>Total 4200000 · Wharfage</b>	<b>260,264.96</b>	<b>3.42%</b>	<b>185,283.54</b>	<b>6.74%</b>	<b>75,001.42</b>
<b>4300000 · Loading and Unloading</b>					
4300200 · Loading and Un - Nutrien Ag	24,800.59	0.33%	35,663.18	1.30%	-10,862.59
4300300 · Loading and Un - Novelis	1,942.14	0.03%	0.00	0.00%	1,942.14
4304100 · Loading and un - Alcan Inc.	1,518.00	0.02%	0.00	0.00%	1,518.00
4304300 · Loading and Un - Vestas	380,790.42	5.00%	0.00	0.00%	380,790.42
4304800 · Loading and Un - Traffigura	0.00	0.00%	70,598.04	2.57%	-70,598.04
4304900 · Loading and Un - Glencore	5,158.75	0.07%	4,164.91	0.15%	993.84
4305000 · Loading and Un - Miscellaneous	0.00	0.00%	524.88	0.02%	-524.88
4305100 · Loading and Un - Marubeni	102,245.40	1.34%	87,722.43	3.19%	14,522.97
4305400 · Loading and Un - Goldman Sachs	12,634.96	0.17%	68,279.00	2.49%	-55,644.04
4305700 · Loading and Un - IXM	59,325.54	0.78%	18,030.59	0.66%	41,294.95
4305800 · Loading and Un - Mercuria	137,630.29	1.81%	82,254.24	2.99%	55,376.05
4305900 · Loading and Un - Mitsubishi	39,500.25	0.52%	8,840.67	0.32%	30,659.58
4306000 · Loading and Un - GE	126,723.68	1.66%	0.00	0.00%	126,723.68

Port of Oswego Authority  
YTD Sales Report  
April 2022 through March 2023

Income	Apr '22 - Mar 23	%	Apr '21 - Mar 22	%	\$ Change
4306100 · Loading and Un - Anderson	227,605.00	2.99%	66,393.36	2.42%	161,211.64
4306300 · Loading and Un - Kuehne&Nagel	269,099.05	3.53%	0.00	0.00%	269,099.05
<b>Total 4300000 · Loading and Unloading</b>	<b>1,388,974.07</b>	<b>18.24%</b>	<b>442,471.30</b>	<b>16.11%</b>	<b>946,502.77</b>
<b>4400000 · Rental</b>					
4400200 · Rental - DeLong, Fred	4,500.00	0.06%	4,500.00	0.16%	0.00
4400300 · Rental - Novells	25,977.96	0.34%	25,977.96	0.95%	0.00
4400500 · Rental - General Svces Admin	104,712.24	1.38%	102,810.24	3.74%	1,902.00
4400600 · Rental - Lehigh Hanson	70,918.65	0.93%	69,188.91	2.52%	1,729.74
4400700 · Rental - Sprague Energy	0.00	0.00%	6,000.00	0.22%	-6,000.00
4402400 · Rental - Vinegar Hill, LLC	17,162.09	0.23%	16,389.22	0.60%	772.87
4402500 · Rental - West Wharf	0.00	0.00%	5,000.00	0.18%	-5,000.00
4402600 · Rental - Nutrien Ag	87,004.08	1.14%	86,789.78	3.16%	214.30
4403100 · Rental - H.Lee White Museum	3,600.00	0.05%	3,600.00	0.13%	0.00
4403300 · Rental - Fitzgibbons site	141,000.00	1.85%	0.00	0.00%	141,000.00
4403400 · Rental - Shark-Attach Office	5,100.00	0.07%	5,525.00	0.20%	-425.00
4403500 · Rental - WT Terminal Oswego LLC	72,000.00	0.95%	66,000.00	2.40%	6,000.00
4403600 · Rental - Shop Units (Marina)	1,100.00	0.01%	0.00	0.00%	1,100.00
4406000 · Rental - Miscellaneous	82,486.30	1.08%	1,400.00	0.05%	81,086.30
<b>Total 4400000 · Rental</b>	<b>615,561.32</b>	<b>8.08%</b>	<b>393,181.11</b>	<b>14.31%</b>	<b>222,380.21</b>
<b>4500000 · Misc Income</b>					
4500100 · Misc Income - Weighing Trucks	54.00	0.00%	0.00	0.00%	54.00
4500200 · Misc Income - Novells	18,355.00	0.24%	31,126.25	1.13%	-12,771.25
4501700 · Misc Income - Finance Charges	133.40	0.00%	0.00	0.00%	133.40
4501900 · Misc Income - Demurrage reimbur	375.00	0.00%	1,800.00	0.07%	-1,425.00
4502000 · Misc Income - Labor	120,468.80	1.58%	5,694.33	0.21%	114,774.47
4502100 · Misc Income - Oversized cargo	18,000.00	0.24%	0.00	0.00%	18,000.00
4504900 · Misc Income - Metered Water	825.58	0.01%	436.77	0.02%	388.81
4505000 · Misc Income - Other	815,627.71	10.71%	41,728.70	1.52%	773,899.01
4505400 · Misc Income - Security East	164,009.57	2.15%	28,127.77	1.02%	135,881.80
4505700 · Misc Income - Contract trucking	0.00	0.00%	94,829.00	3.45%	-94,829.00
4505800 · Misc Inc-Profit Share-Castaloo	0.00	0.00%	21,534.36	0.78%	-21,534.36
<b>Total 4500000 · Misc Income</b>	<b>1,137,849.06</b>	<b>14.94%</b>	<b>226,277.18</b>	<b>8.20%</b>	<b>912,571.88</b>
<b>4600000 · Stevedoring</b>					
4601200 · Stevedoring - New Eng Steamship	37,500.00	0.49%	5,000.00	0.18%	32,500.00
4601800 · Stevedoring - Marubeni	272,647.92	3.58%	267,749.38	9.75%	4,898.54
4601900 · Stevedoring - Glencore	15,231.96	0.20%	0.00	0.00%	15,231.96
4602000 · Stevedoring - Targa	0.00	0.00%	162,478.17	5.91%	-162,478.17
4602400 · Stevedoring - Goldman Sachs	25,389.99	0.33%	0.00	0.00%	25,389.99
4602500 · Stevedoring - IXM	109,621.42	1.44%	38,054.07	1.39%	71,567.35
4602600 · Stevedoring - McKel Marine	5,940.00	0.08%	7,225.00	0.26%	-1,285.00
4602700 · Stevedoring - Mercuria	378,007.19	4.96%	69,750.96	2.54%	308,256.23
4602800 · Stevedoring - Mitsubishi	129,492.00	1.70%	0.00	0.00%	129,492.00
4602900 · Stevedoring - Alcoa	92,740.00	1.22%	0.00	0.00%	92,740.00
4603000 · Stevedoring - Kuehne&Nagel	285,339.66	3.75%	0.00	0.00%	285,339.66
4605400 · Stevedoring - Vestas	294,498.83	3.87%	0.00	0.00%	294,498.83
4605800 · Stevedoring - Castaloo	0.00	0.00%	15,965.70	0.58%	-15,965.70
4605900 · Stevedoring - GE	21,011.73	0.28%	0.00	0.00%	21,011.73
4606000 · Stevedoring - Ashton Marine	2,500.00	0.03%	0.00	0.00%	2,500.00
<b>Total 4600000 · Stevedoring</b>	<b>1,669,920.70</b>	<b>21.93%</b>	<b>566,223.28</b>	<b>20.61%</b>	<b>1,103,697.42</b>
<b>4750000 · Profit Share</b>					
4751000 · Profit Share - Castaloo	1,017,965.05	13.37%	0.00	0.00%	1,017,965.05
<b>Total 4750000 · Profit Share</b>	<b>1,017,965.05</b>	<b>13.37%</b>	<b>0.00</b>	<b>0.00%</b>	<b>1,017,965.05</b>
<b>4800000 · Marina Income</b>	<b>944,815.24</b>	<b>12.41%</b>	<b>574,091.26</b>	<b>20.90%</b>	<b>370,723.98</b>
<b>Total Income</b>	<b>7,814,804.49</b>	<b>100.00%</b>	<b>2,747,124.87</b>	<b>100.00%</b>	<b>4,667,479.62</b>